

PULSE CHECK– HOW ARE WE GETTING ON?



ACTIONS

	Wairua	Whānau	Tinana	Hinengaro
Ongoing	5	5	9	2
Under RBA Contract	1	2	1	2
Completed	2	2	3	-
Not Started	4	2	4	3
New	-	-	1	-
	12	11	18	7

ON TRACK

Manawatū New Zealand

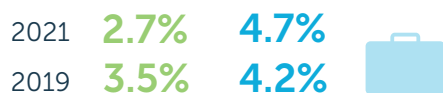
POPULATION

Percentage of population growth grew faster than the national average in 2019 but although it is still growing, it has dropped in comparison with the national average for 2020. We continue to have a greater proportion of younger and older people than the national average.




EMPLOYMENT

Percentage of unemployment rate continues to track below the national rate.

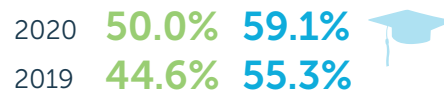


EDUCATIONAL

Percentage of school leavers with NCEA Level 2 has seen a positive increase from 2019 tracking higher than the national average.



Percentage of school leavers with NCEA Level 3 has also seen a positive increase from 2019 but is tracking lower than the national average.



DEMOCRACY

Percentage of voters in the 2020 General Election increased from 2017 and continues to track higher than the national average.



THINGS TO WATCH

HEALTH

Percentage of suicide although lesser than what it was in 2019 is still higher than national average (per 10,000 persons).



Percentage of smokers although lesser than what it was in 2013 is still higher than national average.



INCOME

Percentage of dependency ratio (a measure of the population over 65 and under 15 relative to the working population) although lesser than what it was in 2019 is still 10% higher than national average.



HOUSING

Percentage of renters paying more than 30% of income on rent is slightly higher than national average and higher than 2019 although local home ownership remains more affordable than for much of New Zealand. Note the earlier data was taken from Infometrics before they changed their formula which is now no longer comparable. The data being used now is from HUD (Ministry of Housing and Urban Development) with the latest data available being 2018. A factor with the growth here between income growth and house price/rental cost inflation



Percentage of household income is still \$10,000 lesser than the national average but this latest data suggests strong earnings and jobs growth in the region.



SAFETY

Percentage of crime rate has significantly increased (per 10,000 population) in the Manawatū since 2019 with the national average staying the same although Manawatū is still below the national average.

