

# WELCOME TO THE MANAWATŪ DISTRICT



# GREETINGS AND A WARM WELCOME TO THE MANAWATŪ DISTRICT

I TAKE PLEASURE IN WELCOMING YOU ALL TO THE HEART OF NEW ZEALAND IN A DISTRICT THAT IS A GREAT PLACE TO VISIT, LIVE, WORK, PLAY, RUN A BUSINESS, AND TO STUDY.



From the impressive mountainous peaks of the Ruahine Ranges, to the bustling and beautiful streets of Feilding, our district extends as far north as the stunning rural landscape of Rangiwahia to the popular coastal shores of Himatangi Beach in the south. In our District there are two significant rivers – the Manawatū and the Rangitīkei.

The lifestyle of Manawatū is an easy one. Our district is dotted with award-winning restaurants, picturesque scenery, renowned native bushwalks and cycle ways.

Friendly Feilding is a charming rural town servicing our thriving rural sector. With a population of 16,355 our communities have many families from around the globe who bring with them their cultures that add to our vibrant atmosphere. Feilding has won 'Most Beautiful Town in New Zealand' award on 16 occasions, which reflects highly on the attractive environment credited to our outstanding regional facilities, short commutes and pride in our people.

We are known for our agriculture with some of the best farmland and soils in New Zealand. Manawatū is home to the Feilding sale yards, Ohakea Air Force, Vinegar Hill Reserve, the Coach House Museum and Manfeild Park – hosting hundreds of significant events each year. We have a great range of employment opportunities in the agribusiness sector that takes our produce from paddock to plate. It is what makes us unique.

Our residents are proud to call their district home and this Council has a committed focus to ensuring Manawatū is a great place to live and raise a family. We are home to some fantastic community facilities such as our expansive parks and reserves, our recently refurbished Makino Aquatic Centre and the Feilding and village libraries.

I hope you relish in the opportunity to be part of a community where many of our residents are renowned for their friendliness and generosity. Take the time to explore our hidden gems and embrace the opportunities Manawatū has to offer you.

On behalf of the Manawatū District Council, I wish you every success with your new home and a positive future in our District.



HELEN WORBOYS



# CONTENTS

---

## 4 YOUR COUNCIL

- 4 Our District Vision
- 4 What do we do?

---

## 5 ABOUT THIS GUIDE

---

## 6 DISTRICT DESCRIPTION

- 6 Location
- 6 Climate
- 7 Population
- 7 Industry
- 7 History

---

## 8 LIVING HERE

- 9 Apiti
- 9 Cheltenham
- 9 Halcombe
- 9 Himatangi Beach
- 9 Hiwinui
- 10 Feilding
- 10 Kimbolton
- 10 Pohangina Valley
- 11 Rangiwahia
- 11 Rongotea
- 11 Sanson
- 11 Tangimoana
- 11 Waituna West

---

## 12 THINGS TO SEE AND DO

- 13 Activities
- 14 Walk & Hike
- 16 Shopping & Eateries

---

## 17 COMMUNITY FACILITIES

---

## 18 MAKINO AQUATIC CENTRE

- 18 Indoor pool complex
- 18 Opening hours
- 19 Outdoor pool complex
- 19 Pool parties
- 19 Water Play
- 19 Swim Squad
- 19 Aqua Fitness
- 19 Swim School

---

## 20 MANAWATŪ DISTRICT LIBRARIES

- 20 Opening hours
- 21 Collection content  
Technology and  
E-resource
- 21 Programmes and events

---

## 22 BEACHES

---

## 23 CAMPING GROUNDS

---

## 24 PARKS AND RESERVES

---

## 28 RUBBISH AND RECYCLING

- 28 Refuse Transfer Stations

- 29 What can be recycled?

---

## 30 ANIMAL CONTROL

- 30 Fees
- 30 Selected owner status  
Dog ownership  
responsibilities
- 31 Multi-dog permit
- 31 Dog Classification
- 31 Pound
- 31 Dog exercise areas
- 31 Lost and found

---

## 32 RATES

---

## 34 COMMUNITY SERVICES

- 34 Early Childcare  
Kindergartens &  
Playcentres
- 35 Primary & Intermediate  
schools
- 36 Secondary schools

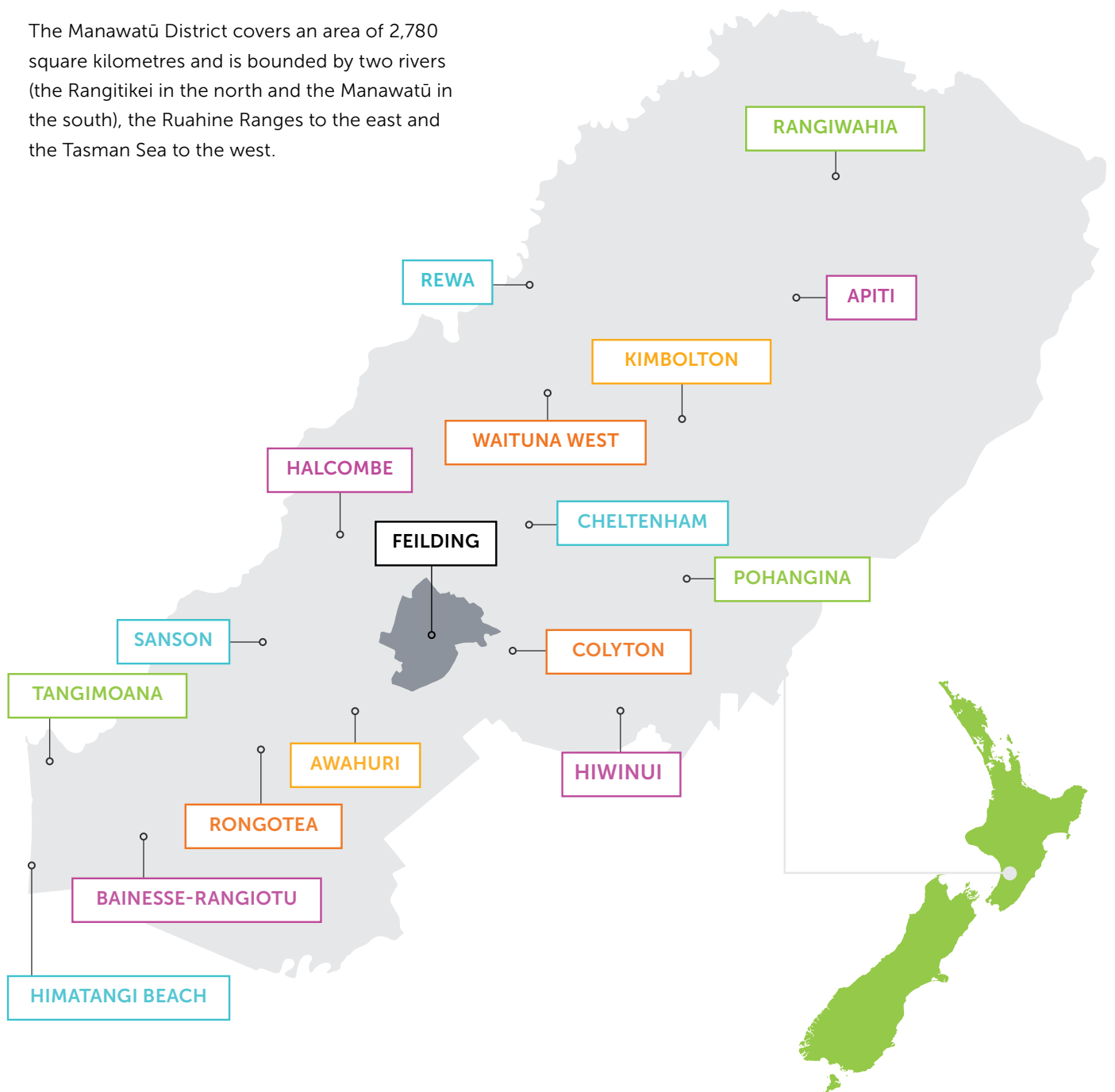
---

## 38 HEALTHCARE

- 38 Hospitals
- 38 Medical Centres
- 38 Dental Care
- 39 Chiropractor
- 39 Pharmacies
- 39 Physiotherapists
- 39 Disability Services

# MAP OF THE

The Manawatū District covers an area of 2,780 square kilometres and is bounded by two rivers (the Rangitikei in the north and the Manawatū in the south), the Ruahine Ranges to the east and the Tasman Sea to the west.



# YOUR COUNCIL

## OUR DISTRICT VISION

### WHAT DO WE DO?

Our role is to represent and lead our communities. We ensure our communities have the opportunity to engage with us and we encourage participation in decision-making across a range of areas from public consultations to Community Development Plans. Decision-making also considers the needs of all of our residents, urban and rural, those living here now and those who will live here in the future.

### MAYOR

Helen Worboys

☎ 06 323 1603

☎ 027 230 6690

✉ [helen.worboys@mdc.govt.nz](mailto:helen.worboys@mdc.govt.nz)

### EXECUTIVE OFFICER

Trena Hokianga

☎ 06 323 0000

✉ [trena.hokianga@mdc.govt.nz](mailto:trena.hokianga@mdc.govt.nz)

### COUNCILLORS

“Connected,  
vibrant and  
thriving  
Manawatū  
– the best  
lifestyle in  
New Zealand”

#### Feilding Ward

Grant Hadfield

☎ 021 430 399

✉ [grant.hadfield@mdc.govt.nz](mailto:grant.hadfield@mdc.govt.nz)

Stuart Campbell

☎ 027 241 3592

✉ [stuart.campbell@mdc.govt.nz](mailto:stuart.campbell@mdc.govt.nz)

Kerry Quigley

☎ 021 432 561

✉ [kerry.quigley@mdc.govt.nz](mailto:kerry.quigley@mdc.govt.nz)

Michael Ford (Deputy Mayor)

☎ 027 542 4707

✉ [michael.ford@mdc.govt.nz](mailto:michael.ford@mdc.govt.nz)

Lara Blackmore

☎ 021 448 689

✉ [lara.blackmore@mdc.govt.nz](mailto:lara.blackmore@mdc.govt.nz)

#### Ngā Tapuae o Matangi Māori Ward

Bridget Bell

☎ 027 220 6386

✉ [bridget.bell@mdc.govt.nz](mailto:bridget.bell@mdc.govt.nz)

#### Rural Ward

Colin McFadzean

☎ 021 783 660

✉ [colin.mcfadzean@mdc.govt.nz](mailto:colin.mcfadzean@mdc.govt.nz)

Andrew Quarrie

☎ 06 324 8193

✉ [andrew.quarrie@mdc.govt.nz](mailto:andrew.quarrie@mdc.govt.nz)

Fiona Underwood

☎ 022 495 0313

✉ [fiona.underwood@mdc.govt.nz](mailto:fiona.underwood@mdc.govt.nz)

Steve Bielski

☎ 06 328 2841

☎ 027 484 2822

✉ [steve.bielski@mdc.govt.nz](mailto:steve.bielski@mdc.govt.nz)

Alison Short

☎ 06 328 8768

☎ 027 429 4560

✉ [alison.short@mdc.govt.nz](mailto:alison.short@mdc.govt.nz)

# ABOUT THIS GUIDE

As a newcomer or visitor to the District, this guide is your compass to help you navigate the district as you settle in and discover what the Manawatū Region has to offer you.

From our award-winning recreational facilities, our expansive walks and beaches and our unique and bustling town centres, this guide will assist you to discover must-see attractions, and find out about the facilities and services available to you.

It contains information about Council's amenities and services. These include our core services such as rubbish and recycling services, animal control, rates, parks and reserves as well as the Manawatū District Libraries - Feilding and Makino Aquatic Centre.

District-wide you will also find information about our history, top education facilities, things to see and do, and health care services.

We trust that this booklet will answer many of the questions you may have about moving to and living in the Manawatū District. Should you have any questions, feel free to call, email or pop in to our Council offices or to the Feilding and District Promotions offices.

## Manawatū District Council

135 Manchester Street, Feilding

☎ 06 323 0000

✉ [public@mdc.govt.nz](mailto:public@mdc.govt.nz)

🌐 [www.mdc.govt.nz](http://www.mdc.govt.nz)

📘 [facebook.com/manawatudc/](https://www.facebook.com/manawatudc/)

📷 [instagram.com/manawatudc](https://www.instagram.com/manawatudc)

## Feilding & District Information Centre

### RAILWAY STATION

61 Aorangi Street, Feilding

☎ 06 323 3318

✉ [info@feilding.co.nz](mailto:info@feilding.co.nz)

🌐 [www.feilding.co.nz](http://www.feilding.co.nz)

📘 [facebook.com/feildingpromotions](https://www.facebook.com/feildingpromotions)

### OPENING HOURS

Monday - Friday: 9am - 5pm

Saturday: 9am - 1pm



# DISTRICT DESCRIPTION

LOCATED IN THE HEART OF NEW ZEALAND, MANAWATŪ IS THE PERFECT PLACE TO ACCOMMODATE YOUR EVERY NEED. THERE'S AN ABUNDANCE OF ANNUAL EVENTS AND ACTIVITIES, THINGS TO SEE AND DO, AND OFF THE BEATEN TRACK EXPERIENCES FOR EVERYONE TO ENJOY.

The lifestyle of Manawatū is an easy one. Our District is dotted with award-winning restaurants and cafes, and picturesque scenery that will take your breath away.

Our schools provide world-class opportunities to learn with speciality subjects such as robotics, science, arts and agriculture. We have tertiary facilities located in our neighbour city of Palmerston North that are easily accessible by road or our excellent public transport systems.

Our major town of Feilding has been voted New Zealand's Most Beautiful Town 16 times! Feilding prides itself on the relaxed and friendly lifestyle, no traffic lights, award winning Farmers' Market and free parking while you shop, with all the benefits of the city just 20kms away.

## LOCATION

Feilding is well placed geographically, just two hours' drive from most of the southern half of the North Island including Hawke's Bay, Lake Taupo, Taranaki, Mt Ruapehu and Wellington (New Zealand's capital) providing a gateway to the South Island. The Manawatū District's location offers easy access to four seaports, seven airports, an air force base and two large military bases.

The Manawatū District covers an area of 2,780 square kilometres and is bounded by two rivers (the Rangitikei in the north and the Manawatū in the south), the Ruahine Ranges to the east and the Tasman Sea to the west. Our nearest city, Palmerston North, has a population of over 86,000 providing extra employment opportunities and access to all of the city's facilities.

## CLIMATE

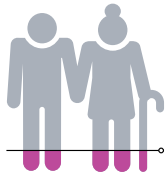
Feilding and the Manawatū District is ideally located being sheltered from all extremities of weather with moderate seasonal variations.

In the summer temperatures average between 16-18 degrees Celsius. In the winter temperatures average between 8-10 degrees Celsius. Throughout the year rainfall averages at 894 mm. The driest month is February with 56 mm of rainfall, while the wettest month is July which sees an average of 91 mm of rainfall.



## POPULATION

The Manawatū District's population is 30,700 with over half of these people living in Feilding (16,870). The neighbouring districts, Palmerston North City and Rangitikei have populations of 86,300 and 14,712 respectively. Nearly two thirds of New Zealand's population live within 400km of the Manawatū District. As a result, Manawatū offers unparalleled advantages as a distribution base.



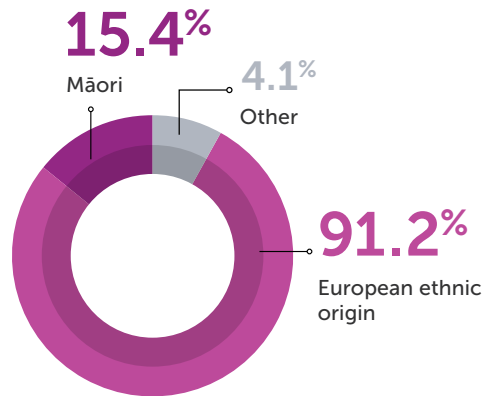
18.6%

OF THE DISTRICT'S POPULATION ARE AGED 65 AND OVER.



20.9%

OF THE DISTRICT'S POPULATION ARE UNDER 15 YEARS.



91.2% OF THE DISTRICT'S POPULATION IS OF EUROPEAN ETHNIC ORIGIN, WITH MĀORI REPRESENTING 15.4% OF THE DISTRICT'S POPULATION.



## HISTORY

Named after Colonel William Feilding, (a Director for the Emigrants and Colonists Aid Corporation Ltd), Feilding was purchased from the Wellington Provincial Government as part of the Manchester Block, and the first European immigrants arrived here on the 22 January 1874. Free passage was given to 2000 emigrants with guaranteed work for 'able bodied' men within 10 miles of the settlement, clearing trees, building the Main Trunk Line and farming.

Many streets in Feilding and outlying settlements in Manawatū are named after Directors of the above mentioned Corporation. Manchester Street and Manchester Square are named after the Chairman, the Duke of Manchester, while Kimbolton Road is named after his Estate. The Earl of Denbigh is remembered on another square while Henry Ashhurst gave his name to an outlying township as did Arthur Halcombe.

Feilding's steady growth into a town, rather than into a city, has given it a special heritage in terms of its buildings. The 1902 Town Clock was restored and placed in a newly built heritage style tower for the Millennium Celebrations, after being stored away for over 56 years.



## INDUSTRY

The District and surrounding areas are highly fertile and are major contributors to New Zealand's primary sector production. This lends itself to processing industries as well as support services. Diverse industries relating to agriculture have been established in and around Feilding. These include meat and vegetable processing, packaging and exporting, engineering, timber and building supplies, soft furnishings and clothing manufacturing. A stable and reliable workforce allows businesses to remain competitive. Many national trading and farm supply businesses have large branches to service this important centre of the agricultural industry.

Horticultural industries such as plant nurseries and rose growing take advantage of our favourable soil and climate conditions.

**“** The District's reputation for sheep and cattle stud breeding is respected worldwide which has helped to ensure the high quality of stock. On offer twice weekly, are the renowned Feilding Saleyards, said to be one of the largest saleyards in the southern hemisphere. **”**

# LIVING HERE



## Apiti



Located on the hills of the northern district, Apiti is a charming rural village with a thriving community heart, local pub and primary school. Many families have been farming here for generations, and the community is well known for its welcoming hospitality. Apiti is said to have the best Anzac Day celebrations in the region, and possibly the North Island, such is the community spirit and collaboration here.

## Cheltenham



This quaint small community is located 12km north of Feilding. The town's small population of 66 is unique and welcoming. The Cheltenham Hotel is an historic building established in 1876 and is the main focus of the town. Cheltenham marks a key route intersection with travellers heading north taking either the Vinegar Hill route to State Highway 1, or Kimbolton Road which leads to the northern Manawatū districts of KIWITEA, Kimbolton, Rangiwahia and Apiti.

## Halcombe

Halcombe is a vibrant rural settlement with over 500 residents located 12km north west of Feilding. Historically, Halcombe was the main railway junction in the central North Island. Today, the Halcombe community is strong, with a thriving school, busy tavern, rugby and

sports club, volunteer fire brigade, and active marae at Taumata o te Ra, Te Hiiri, and Tokorangi and Poupatate. Residents are drawn to the rural lifestyle and village atmosphere of Halcombe and enjoy living in this vibrant, caring community.

## Hiwinui



The small town community of Hiwinui is renowned for its fantastic lifestyle block living, and has a fantastic, close knit school. Hiwinui is home to the Hiwinui Country

Estate, an award winning boutique lodge and day spa that is only a short 13 minute drive west of Feilding and less than 10 minutes from Palmerston North.

## Himatangi Beach



This charming seaside village is home to one of the largest sand dune fields in the southern hemisphere. Typical of the wild west coast, the rugged landscape of this beach is beautiful, and offers good swimming, fishing, walking and more. Get some fish 'n' chips at the local store and picnic on

the beach while watching the sunset. With a mix of permanent residents and holiday homes, this community is friendly and welcoming and is home to many recreational groups and clubs. The local holiday park is award winning, and makes for a nice close weekend getaway.



Courtesy John Brock

### Feilding

The largest town in Manawatū, Feilding has won 'New Zealand's Most Beautiful Town' award no less than 16 times. The small town atmosphere greets you with red-bricked pavements, stunning flowerbeds, a warm elegance and a welcoming community. The free parking and array of shops and eateries make it a vibrant hub of Manawatū where walking into shops you are met with a friendly smile, and the welcoming hospitality that has earned this town the label of 'Friendly Feilding'.

### Kimbolton

Known as the garden-paradise of Manawatū due to its fantastic soil and growing conditions, Kimbolton is home to the world-class Cross Hills Rhododendron Gardens, and the stunning Heritage Park Rhododendron Gardens. Be sure to stop in at Hansen's Cafe and Store for a bite to eat and a yummy coffee, pop in to the local tavern and check out the beautiful community reserve! With stunning views out and over the surrounding region; this high-altitude village is a must-visit on your travels.

### Pohangina Valley

The picturesque Pohangina Valley evolves dramatically as you head north. Lush, green clad terraces frame the river, whilst the Ruahine Ranges form a dramatic backdrop. Visit the winery, explore heritage collections, discover hidden swimming holes and glow worm caves and immerse your soul in one of Manawatū's most scenic places. The local community in Pohangina Village are close knit and welcoming, making it an ideal place for families to base themselves while enjoying a fantastic rural lifestyle.

## Rangiwahia

Steve and Mary Bielski



Rangiwahia is an area characterised by ancient native bush, lush pastures, hidden glow-worm caves and breath-taking clay cliffs. Known as the gateway to the Ruahine Ranges, Rangiwahia is located within easy reach of many iconic bush walks and river activities. Predominately a farming community, Rangiwahia has a rich agricultural heritage.

## Rongotea



Rongotea is a small township with a friendly rural atmosphere. Rongotea School goes through to year eight and the Te Kawau play centre provides learning and fun for the younger ones. In spring, residents and visitors to the town admire the beautiful cherry trees that blossom vibrantly on every street in the town. The Te Kawau Memorial Recreation Centre is a real asset to the area and is the home of Te Kawau Rugby as well as community meetings and events.

## Sanson



Situated at a pivotal crossroad where State Highways 1 and 3 meet, Sanson is a popular stop-off point for crafts and antiques enthusiasts. Located within a stone's throw from Ohakea Airforce Base, Sanson is a popular choice for many servicemen with families and is only 15 minutes' drive from Feilding. Every Sunday rain or

shine, Manawātū residents head to Sanson to buy locally grown fresh farm produce as well as arts, crafts and collectables at a weekly market.

Sanson is home to the Manawātū Blokart Club and race track, and has a wide array of community activities and initiatives.

## Tangimoana



A small coastal village, Tangimoana is at the mouth of the Rangitikei River and has a sand dune landscape, similar to other beaches in this area. The beach is popular with local fisherman using long lines, kayakers, and surfcasters where they can often be seen catching snapper, kahawai, and gurnard. The local campground also provides a great base for holidaymakers.

## Waituna West



The Waituna West community is a 19 minute drive north of Feilding, just north of Cheltenham. The area is noted for its lovely farms, charming homesteads and well-kept gardens and orchards. Waituna West has a popular country school set on 12 acres of land, and is a real hub of the local community.

A low-angle, back-view photograph of two hikers walking through tall, golden grass. The hiker in the foreground is wearing a blue shirt, denim shorts, and yellow sneakers. The hiker in the background is wearing a grey tank top, dark shorts, and a large grey backpack. The scene is illuminated by warm, golden light, suggesting a sunset or sunrise. The sky is a pale, clear blue.

# THINGS TO SEE AND DO

There are a number of things to see and do in Manawatū. Discover native habitats on walks and hikes, cycle scenic country landscapes, or unwind with a round of golf. Step back in time at the Coach House Museum or treat yourself to a day of boutique shopping.

# ACTIVITIES

## Apiti



## MAKOURA LODGE

Makoura Lodge, Manawātū, is a luxury, country lodge and venue to hire for beautiful weddings, parties, conferences, team building, reunions, accommodation, business retreats and recreational activities.

- 📍 Makoura Road, Apiti
- 🌐 [www.makouralodge.co.nz](http://www.makouralodge.co.nz)

## Feilding



## COACH HOUSE MUSEUM

The Coach House Museum is an outstanding collection of rural heritage which showcases over 140 years of local early settler life, farming and historic horse-drawn transportation. A vast, awe-inspiring collection that is a must see for all ages.

- 📍 121 South Street, Feilding
- 🌐 [www.coachhousemuseum.org](http://www.coachhousemuseum.org)



## FEILDING SALEYARDS

Learn the fascinating history of selling livestock, one of New Zealand's oldest traditions, which dates back to the 1880's.

- 📍 10 Manchester Square, Feilding
- 🌐 [www.feilding.co.nz/sale-yard-tours.html](http://www.feilding.co.nz/sale-yard-tours.html)



## RIDGE TOP FARM WALK

A true North Island 'Kiwi farm' walk for 4 or more people with stylish glamping accommodation two day, two night, or one day walk packages available. The farm has stunning 360 degree views of Kapiti Island, Mt Egmont, Mt Ruapehu and Ruahine Ranges.

- 📍 1027 Waituna Tapuae, Feilding
- 🌐 [www.ridgetopfarmwalk.virb.com](http://www.ridgetopfarmwalk.virb.com)



## THE MANFEILD EXPERIENCE

Whether you're a motorsport, equestrian or agriculture enthusiast, Manfeild hosts a range of events in each of these areas and more. Manfeild is home to the New Zealand Grand Prix, Bates National Dressage Championship and Central Districts Field Days.

- 📍 59 South Street, Feilding
- 🌐 [www.manfeild.co.nz](http://www.manfeild.co.nz)

## Pohangina Valley



## COUNTY FAYRE

County Fayre is a community initiative to preserve valley history and support community projects. There is an extensive gallery of historic photographs and Roll of Honour, with local crafts and Devonshire Teas for sale. Run by local volunteers.

- 📍 976 Finnis Road, Pohangina Valley
- 🌐 [www.countyfayre.wordpress.com](http://www.countyfayre.wordpress.com)



[www.ManawatuNZ.co.nz/walks](http://www.ManawatuNZ.co.nz/walks)

## WALK & HIKE

The stunning terrain of the Ruahine Ranges offer walks, hikes and multi-day tramps for all abilities and are dotted with a solid range of huts and lodges. All of this makes for a diverse and exciting outdoor playground, right in our very own backyard.

### Apiti

#### LIMESTONE CREEK RESERVE GLOW WORM CAVES

Formed by nature and one of Manawātū's best hidden gems, these stunning caves are host to glow worms which can be seen during the day, but are best seen at night or on dusk. The full 600m adventure will take you through caves, spectacular gorges and across a running stream.

The track takes you down into the gully, where you'll be met by towering walls covered in lush moss, wild ferns and orchids.

📍 **Location:** Limestone Road  
via Table Flat Road, Apiti

### Halcombe

#### MOUNT LEES RESERVE

Located in a beautiful rural setting, this unique scenic reserve offers visitors the chance to explore and enjoy the tranquil surrounds. The sheltered bush walk has two main loop trails. One that loops the bush gully (1.8 km long) and another longer loop that follows the boundary of the Reserve (3 km).

There are two distinctive trees growing within the bush, a large Kahikatea, thought to be more than 1000 years old and a 600 year Puketea which is listed as one of NZ's distinctive trees.

📍 **Location:** 199 Ngaio Road,  
Halcombe



## Manawatū Gorge

### TE APITI – MANAWATŪ GORGE TRACK & TAWA LOOP

A must-do walk on your New Zealand journey, Te Apiti - Manawatū Gorge is an icon and the divider of the Manawatū and Hawke's Bay regions. Covered in ancient bush and home to a variety of wildlife, Te Apiti - Manawatū Gorge is steeped in legend and has many stories to tell. Explore the walking tracks and you'll come face to face with the sculpture of Whatonga, an ancient warrior who stands guard over the forest.

📍 **Location: State Highway 3, Manawatū Gorge**

## Rangiwahia



### RANGIWAHIA HUT TRACK

The Rangiwahia track is an ideal day or overnight tramp. A benched track enters the bush beside the carpark and begins at a steady uphill climb to the tussock tops. After crossing the awe-inspiring arched-wooden bridge, the grade becomes steeper, heading up through smaller shrub species and past a waterfall to reach the Rangiwahia Hut.

📍 **Location: Renfrew Road, Rangiwahia**



### RANGIWAHIA BUSH RESERVE WALK

Discover this hidden stand of native virgin bush reserve in the historic settlement of Rangiwahia Village. There are some stunning viewpoints along the way, and birdlife is plentiful at certain times of the year. Left untouched by early settlers, this 130 acre native virgin bush reserve is a beautiful treasure, with many native species including rimu, miro, matai, maire, kahikatea, rewarewa and several species of rata.

📍 **Location: Rangiwahia Rd, Rangiwahia**

## Pohangina



### PETTIFAR & GILCHRIST LOOP TRACKS

The Pettifar and Gilchrist Loop Tracks lead you down a series of terraces towards the Pohangina River. This ancient forest is flourishing with kahikatea and totara trees, with ample opportunities to snap a photo of the towering totara trees reaching to the sky.

📍 **Location: Pohangina Valley East Road, Pohangina**



### FERN WALK

The popular Fern Walk leads you through one of the region's most ancient remnants of native bush - Totara Reserve. The Fern Walk will take you through beautiful native bush, with lots of native trees to see, including totara, martai, rimu and kahikatea. The birdlife is abundant throughout the area so keep your eye out for birds such as the Tui, Fantail, Bellbird and Kereru Wood Pigeon.

📍 **Location: Pohangina Valley East Rd, Pohangina**



### BEEHIVE CREEK WALK

The walk follows the sandy bed of Beehive Creek through a mixture of native bush and exotics. It requires several crossings of the normally shallow, gentle stream and then climbs over hilly farmland to reach the Pohangina Valley West Road. This is not a loop track. It can be walked in either direction, but you will need to shuttle cars if you want to avoid the 3 km stretch of road between the start and finish points.

📍 **Location: Pohangina Road, Pohangina**



## SHOPPING & EATERIES

Feilding

### FEILDING FARMERS MARKET

Every Friday from 9am-1:30pm, Manchester Square comes alive with a vibrant array of artisan stallholders. 'Eat seasonally, buy local and live well' is the market's mantra and there's not an imported product in sight.

This award winning market features stunning artisan products such as locally crafted wines, cheeses, meats and more.

### MANCHESTER SQUARE, FEILDING



#### Focal Point Cinema

Focal Point Cinema offers a charming boutique cinema experience. Dine in the onsite cafe – or take your dessert and coffee into the theatre with you to enjoy whilst watching a film.

📍 [81 Manchester St, Feilding](#)  
 🌐 [feilding.focalpointcinema.co.nz/](http://feilding.focalpointcinema.co.nz/)



#### Boutique Shopping

Friendly Feilding offers a relaxing day of shopping, with free parking. Explore beautiful boutique stores and an eclectic collection of second hand and antique stores. Dine in one of the many cafe's or picnic amongst the beautiful outdoor spaces.

# COMMUNITY FACILITIES

COMMUNITY FACILITIES ARE COUNCIL ACTIVITIES FOCUSED ON SOCIAL, RECREATIONAL AND CULTURAL OPPORTUNITIES IN THE DISTRICT.

Much of the work Council does in this area is around the provision of services and above ground assets, such as libraries, swimming pools, parks and reserves and other public amenities.

**YOU ONLY NEED ONE CARD TO ACCESS THESE SERVICES.**

Our Community Facilities membership cards serve as both your Manawatū District Library and Makino Aquatic Centre member cards. It is free to join and is available to anyone who resides in the Manawatū District Council's rateable area.

**How to get this one card:**

Set up your membership at either the Library or Makino Aquatic Centre by registering online or filling out a form at either [www.feildinglibrary.co.nz](http://www.feildinglibrary.co.nz) or [www.makino.co.nz](http://www.makino.co.nz).



# MAKINO AQUATIC CENTRE

OUR POOL COMPLEX OFFERS BOTH INDOOR AND OUTDOOR POOLS, AS WELL AS RECREATIONAL SPACES THAT ARE OUTDOORS DURING THE SUMMER SEASON.

## INDOOR POOL COMPLEX

**Learn to Swim Pool:** Swimming lessons run in this dedicated pool. When this is not in operation for lessons, the pool is available for public use. Heated to 33°.

**Play Pool & Beach Area:** This pool area is designed for babies through to children approximately 8 years old. Explore the water and build confidence with your child. Heated to 33°.

**Wet Deck Area:** The fully indoor Wet Deck Area has splashy fun for kids of all ages. Build their water confidence with play.

**Indoor Pool:** The indoor 25m pool has six lanes, is heated to 28° and has ramp access. It hosts a range of activities with the aim of having at least one lane available for public lane swimming at all times.

## OPENING HOURS

The centre is open every day, (except Good Friday, Christmas Day, Boxing Day, New Year's Day and the morning of ANZAC Day).

Monday to Friday: 6am - 9pm

Saturday & Sunday: 8am - 6pm

Public Holidays (except above)  
10am - 6pm

### Location

📍 10 Council Place, Feilding

☎ 06 323 5312

🌐 [makino@mdc.govt.nz](mailto:makino@mdc.govt.nz)

📘 [facebook.com/Makino.Pools](https://www.facebook.com/Makino.Pools)



## OUTDOOR POOL COMPLEX

**Outdoor Pool:** The outdoor 50m pool has seven lanes and is heated to 28°. It hosts a range of activities with the aim of having at least one lane available for public lane swimming at all times.

**Learner Pool & Toddler Splash Pool:** The outdoor learner pool is heated to 28°, with a slide into the deep end of the pool. The toddler splash pool is fresh water and is heated by the sun which is perfect in the summer months.

**Diving Pool:** The outdoor diving pool is 4m deep with two diving boards (1 metre and 3 metres) and is heated to 28°.

Two free-to-use electric barbeques.

The outdoor complex is open from late November to late March annually. Visit our website [www.makino.co.nz](http://www.makino.co.nz) for details.



## POOL PARTIES

Makino offer a range of options for making children's birthdays fun and carefree.

**Party times are:** 10:30am, 1pm or 3:30pm.



## WATER PLAY

Water Play is an ideal time to bring your child down to have fun, play and explore the water. A number of water toys are available for your little one to enjoy. Water Play runs every Friday during school terms between 10am and 12:00pm and is designed for babies to children under 5 years.

## SWIM SQUAD

The Makino Swim Squad offers training squads from pre-competition level to Manawātū representation in local and national meets. For more information, please contact the Aquatics Education Coordinator [swim.school@mdc.govt.nz](mailto:swim.school@mdc.govt.nz).



## AQUA FITNESS

Aqua Fitness is an ideal way to improve your health and fitness. The resistance of the water strengthens muscle groups and improves flexibility without putting excess pressure on joints.

The classes available include:

- Aqua Fit
- Aqua Power
- Aqua HIIT
- Water Walking
- Aqua Mat

## SWIM SCHOOL

The Makino Swim School offers many lesson programmes to suit a wide range of ages and abilities. Lessons run during the school terms and include learn to swim through to competition. Children attend once a week for up to 10 weeks. Enrol online now at [www.makino.co.nz](http://www.makino.co.nz).

# MANAWATŪ DISTRICT LIBRARIES

MANAWATŪ DISTRICTS LIBRARIES OPERATES ONE MAIN LIBRARY WHICH SITS IN THE HEART OF FEILDING ON GOODBEHERE STREET.

The main library supports five community libraries situated in the following villages across the district: Himatangi Beach, Kimbolton, Pohangina, Rongotea, Sanson and Tangimoana.

At Manawatū District Libraries - Feilding we offer a welcoming and innovative library environment which includes public spaces for community participation and social connection.

Anyone living in the Manawatū District can become a library member. All you need to do is visit the library and see one of our friendly staff members or go online to [www.feildinglibrary.co.nz](http://www.feildinglibrary.co.nz).

## OPENING HOURS

Monday to Friday: 9am - 6pm

Saturday: 9am - 4pm

Sunday and public holidays:  
CLOSED.

After these hours, books can be returned in slots to the right of the main door at the entrance.

### See our website

[www.feildinglibrary.co.nz](http://www.feildinglibrary.co.nz) or  
Facebook page for more details  
- or call in and speak to our  
friendly staff.

### Location

📍 10 Goodbehere Street, Feilding

☎ 06 323 5373

✉ [library@mdc.govt.nz](mailto:library@mdc.govt.nz)

📘 [facebook.com/feildinglibrary/](https://facebook.com/feildinglibrary/)



## COLLECTION CONTENT

Borrowing collection items is FREE with the exception of new DVD's.

By downloading the Bookmyne App you can check due dates and renew your items. Using our online services you can check our catalogue, renew items and place holds.

All you need is your membership card and a password.

All fees and charges can be found on our website.



## TECHNOLOGY AND E-RESOURCE

Manawatū District Libraries - Feilding, is a member of APNK (Aotearoa People's Network Koharoa). APNK provides FREE computer access and 24/7 Wi-Fi.

We provide technologies and opportunities to increase these skills with a growing range of resources including 3D printers, Makerspaces, advanced computers and portable technology.

Our digital library has a range of databases and electronic archives that contain articles, local history photos, ancestry.com and more. These are FREE. All you need is your membership card to access these.

## PROGRAMMES AND EVENTS

We offer a FREE range of opportunities, programmes and events that continue to build and promote lifelong learning and supports literacy. These include: Bright Sparks, learning languages, Coding Club, Book Clubs, Knit and Natter, School Holiday Programmes, Tech@10 and much, much more.



# BEACHES

THERE ARE TWO BEACHES LOCATED IN THE MANAWATŪ DISTRICT STRETCHING ALONG THE WEST COAST - HIMATANGI BEACH AND TANGIMOANA BEACH.

## TANGIMOANA BEACH

With a fluctuating population, this small beach settlement has both permanent and temporary residents who enjoy being located near the sea.

Tangimoana has had a changing landscape caused by both nature and planned improvements. The construction of a walkway with landscaping allows visitors to easily explore the area. The swamp on the northwest side of the village is a significant wildlife area for migrating birds.

Tangimoana has an active Community Committee that continually looks for and implements improvements for the community.

The beach is popular with local fisherman using long lines, kayakers, and surfcasters. The local campground provides a great base for holidaymakers, while the beach is popular for windsurfers, however not suitable for swimming. Vehicle access onto the beach is very limited, and is suitable for quad bikes and four-wheel drive vehicles only.



## HIMATANGI BEACH

Himatangi Beach is the district's largest beach. The village is made up of both permanent and holiday homes as well as the award winning holiday park which is only metres from the beach itself.

The Palmerston North Surf Lifesaving Club is located at Himatangi Beach and they provide a patrol over the summer months.

Explore the massive sand dune field, said to be the largest one in New Zealand at over 20 kilometres long. The local fishing club runs restaurant nights and a weekend cafe, while the local store offers coffee, takeaways and everything else a good kiwi dairy has. The kids will love the adventure playground, concrete skating rink, BMX track and the mini golf area.

Himatangi Beach has an active Community Committee and there are often local events and activities happening, such as quiz nights and fundraisers.





www.ManawatuNZ.co.nz

# CAMPING GROUNDS

LOOKING FOR MORE THAN A DAY OUT? THERE ARE FOUR CAMPING GROUNDS IN THE DISTRICT WHERE YOU CAN PITCH A TENT OR PARK UP THE CARAVAN.

- **BARTLETT'S FORD** - This riverside reserve is a popular destination for a family day out, freedom camping and casual summer recreation.
- **PUTAI NGAHERE (VINEGAR HILL)** - Vinegar Hill is one of our most popular and well used picnic and camping reserves. It offers great swimming and high cliffs rising from the Rangitikei river.
- **LONDON'S FORD** - A picturesque riverside location popular for swimming, picnics and freedom camping.
- **TOTARA RESERVE REGIONAL PARK** - A popular camping and picnicking area, Totara Reserve sits at the top end of the Pohangina Valley. It is a beautiful part of the Manawatu District, this Reserve is managed by Horizons Regional Council.

See our website [www.mdc.govt.nz](http://www.mdc.govt.nz) for further details on our all of our leisure facilities, parks and walkways.




www.ManawatuNZ.co.nz



# PARKS AND RESERVES

FEILDING AND THE WIDER MANAWATŪ DISTRICT ARE RENOWNED FOR THEIR WONDERFUL PARKS AND RESERVES.

Aside from their stunning colourful plots of floral colour throughout the town centre, there are a range of parks maintained for your enjoyment servicing a range of purposes.



[www.ManawatuNZ.co.nz/walks](http://www.ManawatuNZ.co.nz/walks)

## KITCHENER PARK

Kitchener Park is a much-prized bush reserve just a few minutes from the town centre.

The bush reserve covers 13.9 ha of native bush and is home to significant trees such as kahikatea and matai and a 20 metre high kowhai. The park also includes totara, tawa, tree ferns and ribbon woods.

The park is well signposted with directions indicating the names of trees and plants. At a leisurely pace, the walk, which includes a boardwalk and walking track, takes about an hour. There are also a number of areas ideal for picnics.

The park is located on Kawakawa Road with links through to Kowhai Park via a walkway to Rata Street.

## KOWHAI PARK

For over 100 years Kowhai Park, which covers 10.2ha has been one of Feilding's most popular sites alongside Manfeild Park and includes:

- Exotic bird aivery
- Gazebo with free barbeque
- A children's playground, including one fully fenced for under 5's
- Public toilets
- Cricket pitch
- Duck pond
- Rose gardens
- Camelia walk
- Nature trail alongside Makino Stream
- National kowhai collection
- Home of Manawatū Pottery Society

---

## VICTORIA PARK

This reserve is a 6.57ha open space in an urban area providing facilities for a range of summer and winter sports and other recreational pursuits. Sporting activities include rugby, touch, squash, league and softball. The park is also used for school sports and has a refurbished fitness zone free and available 24/7 for public use.

The park has changing room facilities and clubrooms, a small open stand and public toilets.

This park sits between West Street and Lethbridge Street. Vehicle access and parking is off West Street.



## JOHNSTON PARK

This 9.15 ha park is very popular among a variety of sports in the District and is a valuable asset to this community. The velodrome is a useful venue for Manawatu Cycling and is used most days for training and competitions.

It is also home to the following clubs:

- Feilding Rugby Football Club
- Feilding Old Boys Oroua Rugby Football Club
- Johnston Park (outdoor) Bowls
- Western Riding Club
- Feilding Croquet

This park is situated on Drake Street.



## MT LEES RESERVE

Gifted by Ormond Wilson, Mount Lees Reserve features a homestead and reserve with bush walks, large grounds with picnic and entertainment areas, children's play area, summerhouse and toilets.

Located on Ngaio Road, seeing the reserve involves a gentle stroll along bush paths and through the homestead gardens that feature native and exotic, trees and shrubs. As the seasons change, Mount Lees presents many different faces, and is particularly renowned for blossoms and daffodils in September/October and stunning autumn foliage colours as we prepare for winter.

The bush reserve is also rich in native bird life such as kereru, morepork, tui, bellbird, wax eye and kingfisher.

Mount Lees Reserve is open seven days a week from 9am – 5pm.



## SANSON RECREATION RESERVE

This popular reserve is over 4 ha and the current home of the Manawatu Blokart Club, a popular sport of land sailing for the whole family. The reserve is also a popular dog exercise area and hosts the Feilding Lawnmower Racing Club.

## TIMONA PARK

Timona Park is Feilding's largest and most versatile park. Close to 24ha in size, Timona Park runs alongside the Oroua River, where there are a number of popular swimming spots and picnic areas. The reserve stretches from Simon Street to Poole Street and has an entrance via Campbell Street. The large playing areas provide for a number of sporting codes and features a children's playground and public toilets.

Timona Park is also the base for a number of sports clubs including:

- Feilding United Soccer Club
- Feilding Athletics
- Feilding Dog Club
- Feilding Pony Club

Other sports also played on the grounds include cricket, touch and rugby. There is also a BMX track.





# RUBBISH AND RECYCLING

FEILDING RESIDENTS HAVE ACCESS TO KERBSIDE RUBBISH AND RECYCLING COLLECTION WITH OUR WEEKLY COUNCIL-BRANDED BLUE RUBBISH BAG COLLECTION AND FORTNIGHTLY RECYCLING COLLECTION.

Visit our website for your street collection day.

Council's blue rubbish bags can be purchased at our reception, Manawatū District Libraries, supermarkets and other shops in Feilding and Palmerston North. Bags should be put out for collection by 7.30am.

All properties in Feilding have been supplied with a black wheelie bin and plastic crate for collecting recycling. These should stay with the property. These are collected fortnightly on the same day rubbish is collected.

On collection day, place your wheelie bin or crate outside our property close to the kerb. The collection truck must be able to reach your bin from the edge of the road, without driving onto the grass or kerb. There needs to be a half-metre gap between your wheelie bin and any other object such as another wheelie bin.

## REFUSE TRANSFER STATIONS

### Feilding

📍 125a Kawakawa Road, Feilding

☎ 06 324 0693

Monday to Friday: 8am - 4pm

Saturday & Sunday: 9am - 4pm

### Rongotea

📍 24 Kaimatarau Road, Rongotea

Open Saturday: 10am - 4pm

(not suitable for large loads)

SEE OUR WEBSITE FOR CURRENT FEES.



## WHAT CAN BE RECYCLED?

### WHEELIE BIN

- Any rinsed plastic container with any of the recycling symbols 1-5 (tops removed). No film, plastic bags or polystyrene plastics are accepted.
- Newspapers, magazines, junk mail and brochures
- Cardboard such as cereal, beer and clean pizza boxes. No food contaminated cardboard, Tetra Pak or waxed cardboard is accepted.
- Drink cans which are aluminium and steel and rinsed food tins such as spaghetti and pasta sauce.

Please note that your wheelie bin is to be loosely filled to allow for ease of emptying.

### BLACK CRATE

Glass bottles and jars (no broken bottles, jars, mirrors etc).

For health and safety reasons, do not fill your crate above the edge.

## RECYCLING STATIONS

Recycling is available at all Refuse Transfer Stations. In addition to this there are five dedicated Mobile Recycling

### Apiti

📍 Watsons Road

### Halcombe

📍 46 Willoughby Street

### Himatangi Beach

📍 Koputara Road

### Kimbolton

📍 7 London Street

### Pohangina

📍 976 Finnis Road

### Rongotea

📍 Wear Street

### Sanson

📍 42 Dundas Road (access from service lane off Burt Street)

### Tangimoana

📍 Tangimoana Beach Road

## Centres located at: VILLAGE KERBSIDE RUBBISH COLLECTIONS

### Monday

- Colyton
- Glen Oroua
- Halcombe
- Himatangi Beach
- Hiwinui
- Pohangina
- Rangiotu
- Tangimoana

### Thursday

- Apiti
- Cheltenham
- Kauwhata
- Kimbolton
- Rangiwahia
- Waituna West

### Friday

- Rongotea
- Sanson

# ANIMAL CONTROL

**YOUR DOG(S) IS WELCOME IN OUR COMMUNITY, HOWEVER WE HAVE RULES THAT ALL DOG OWNERS NEED TO ABIDE BY.**

**Our Dog Control Bylaw sets out minimum standards for keeping and controlling a dog. This is to ensure they don't create a nuisance or become a threat to other people's health or their safety.**

Our animal control officers provide a seven-day-a-week service, 24 hours a day. Just phone them at any time on 06 323 0000.

Around 7000 dogs are registered each year in the District. The Council responds to approximately 1200 annual complaints and carries out regular patrols and inspections.

## FEES

All dogs must be registered and kept under control at all times. Current registration fees are available on our website. A discount is offered for neutered dogs and early payments.

Registration is due annually on 1 July and it is up to the dog owner to apply for registration without being invoiced.

## SELECTED OWNER STATUS

Council rewards owners who provide better care for and control of their dogs. Selected owner status aims to provide an incentive within the registration fee structure that promotes responsible dog ownership. Once selected owner status has been approved, a reduced registration fee applies. See our website for more details.

## DOG OWNERSHIP RESPONSIBILITIES

It is compulsory to have your dog microchipped, with the exception of working dogs. This includes any dogs that have never been registered and dogs classed as menacing. Once your dog is microchipped, please ensure that you provide Council with the microchip number. If you require further information on microchipping, contact your local vet or contact Manawatū District Council.

## MULTI-DOG PERMIT

The Dog Control Bylaw restricts the number of dogs permitted on a property in an urban area to two, including one unspayed bitch. The number of dogs on properties in rural areas is limited to five dogs, excluding working dogs and puppies. Different limits apply when there is more than one house on the property. If you wish to keep more dogs than is allowed for by the Bylaw you will need to apply for a multiple-dog permit. See our website for more information [www.mdc.govt.nz](http://www.mdc.govt.nz).





## DOG CLASSIFICATION

There are rules that owners must comply with if dogs in your possession have been classified as menacing or dangerous. You will be issued with a notice explaining what these rules are. For more information relating to an outline of these rules please visit our website [www.mdc.govt.nz](http://www.mdc.govt.nz)

Ensure your dog:

- Receives proper care and attention, and is supplied with food, water and shelter.
- Gets adequate exercise.
- Does not cause a nuisance to other people, such as persistent barking or howling.
- Does not injure, endanger, intimidate or otherwise cause distress to any person, other animal, or property.

Let us know:

- If you have a change in contact information.
- If your dog dies, so we can refund any money owing.

## POUND

If you suspect your dog has been impounded contact us immediately on 06 323 0000 to speak to an animal control officer. Impound fees can be found on our website [www.mdc.govt.nz](http://www.mdc.govt.nz)

## DOG EXERCISE AREAS

Dogs are permitted unleashed, but supervised in the following locations:

- **TIMONA PARK:** along the riverbank and edges of the park

- **KOWHAI PARK:** refer to the map in Schedule 1 of the Dog Control Bylaw.
- **MANFEILD PARK:** the whole park except for the playground, but not when the park is being used for an organised event.
- **RAILWAY LAND:** along both sides of the railway corridor through Feilding
- **JAMES PALMER PARK:** the entire area
- **HIMATANGI BEACH:** all parts of the foreshore, 400m away from the Kaikopoku Stream.
- **RIMU PARK:** the entire park.
- **WAUGHS ROAD:** between the Railway Bridge and Awa Street.
- **POHANGINA VALLEY ROAD LOOKOUT:** entire reserve.
- **MT STEWART RESERVE:** entire reserve.
- **BARTLETT FORD RESERVE:** entire reserve.
- **MENZIES FORD RESERVE:** entire reserve.
- **LONDON'S FORD RESERVE:** entire reserve.
- **RANGIWAHIA RESERVE:** entire reserve.
- **RAUMAI RESERVE:** entire reserve.
- **POHANGINA:** old school site, except play area and swimming pool.
- **PAKIHUKURA RESERVE:** old school grounds
- **REWA** - old school recreation grounds

- **VINEGAR HILL RESERVE** (the entire area during the period Easter to Labour weekend).
- **SANSON DOMAIN:** except when used for organised events.

## DOGS ARE PERMITTED IN THE FOLLOWING LOCATIONS ON A LEASH:

- Victoria Park : around the edges but not on the playing fields.
- Kitchener Park : entire reserve.
- Johnston Park: except the playing fields.
- Kowhai Park: only the access route that is mapped in Appendix 3 of the Dog Control Bylaw.
- The Feilding CBD: as mapped in Appendix 3 of the Bylaw, except during organised events when dogs are prohibited.
- Almadale Reserve: entire reserve.
- Vinegar Hill Reserve: entire area from Labour weekend to Easter.
- Pohangina Domain: when stock is grazing.
- All public places not identified in Schedule 1 or Schedule 2 of the Dog Control Bylaw.

Visit our website for a full list of locations where dogs are prohibited [www.mdc.govt.nz](http://www.mdc.govt.nz)

## LOST AND FOUND

Details can be found on our website of any lost or found animals [www.mdc.govt.nz](http://www.mdc.govt.nz)

📍 Our pound is located at 16 Awa Street, Feilding.

# RATES

RATES HELP FUND OUR DISTRICT'S CORE SERVICES AND INFRASTRUCTURE. MANAWATŪ DISTRICT COUNCIL OFFERS SEVERAL WAYS YOU CAN PAY INCLUDING DIRECT DEBIT, CREDIT CARD, YOUR BANK'S INTERNET OR MOBILE BANKING FACILITY OR THROUGH OUR OFFICE.

## RATES REBATES

The Department of Internal Affairs provides a Rates Rebate Scheme. If you receive an income of \$42,000 or less (more if you have dependents) you may be entitled to a rebate – it depends on how much you pay in rates.

- The maximum rebate available is \$620
- A calculator is available on the ministry's website:  
[www.dia.govt.nz/ratesrebates](http://www.dia.govt.nz/ratesrebates)

When applying for a rates rebate you will need:

- Your rates notice – including your Horizons rates notice, for the current rating year
- Information about what your income (before tax) was for the applicable tax year
- Information about what your partner/joint homeowner's income was if he/she was normally living with you

**BRING YOUR COMPLETED FORM TO OUR RECEPTION COUNTER OR CONTACT US ON 06 323 0000 IF YOU HAVE FURTHER QUESTIONS.**

You cannot apply for a rebate if:

- the property is used principally for farming, commercial, industrial or business purposes; or
- the property is a rental property; or
- you have already applied for a rebate in the current rating year; or
- you do not qualify as a legal ratepayer.



**RATES ARE DUE ON THE LAST FRIDAY IN FEBRUARY, MAY, AUGUST AND NOVEMBER.**

The rates invoices can be sent to you automatically by email. The direct debit payment is easy and convenient and eliminates the risk of incurring penalties for late payment. Contact our customer services centre on 323 0000 for more information or download a direct debit authority from our website.



# COMMUNITY SERVICES

## EDUCATION

THE MANAWATŪ DISTRICT IS A VIBRANT AND YOUTHFUL PLACE WITH A NUMBER OF RECOGNISED EDUCATION CENTRES CATERING TO A WIDE RANGE OF AGES, INTERESTS AND LEARNING REQUIREMENTS.

### EARLY CHILDCARE

#### A PLACE TO GROW

- 📍 32 Church Street, Feilding
- ☎ 06 323 2047
- 🌐 [www.feildingchildcare.co.nz](http://www.feildingchildcare.co.nz)

#### PITTER PATTER EDUCATION CENTRE

- 📍 101 East Street, Feilding
- ☎ 06 323 2787
- 🌐 [www.pitter-patter.co.nz](http://www.pitter-patter.co.nz)

### PUDDLEDUCKS PRESCHOOL

- 📍 154 Manchester Street
- 📍 2 Haggitt Street
- 📍 9 Gladstone Street
- ☎ 0800 897 382
- 🌐 [www.puddleducks.co.nz](http://www.puddleducks.co.nz)

### THE SECRET GARDEN

- 📍 1459 Waughs Road, Feilding
- ☎ 06 323 0506
- 🌐 [www.thesecretgardenchildcare.co.nz](http://www.thesecretgardenchildcare.co.nz)

### TUI EARLY LEARNERS

- 📍 132 North Street, Feilding
- 📍 5/7 Lytton Street, Feilding
- ☎ 06 323 9024
- ☎ 027 590 5180
- 🌐 [www.tuiearlylearners.co.nz](http://www.tuiearlylearners.co.nz)

### RAINBOW CORNER MONTESSORI

- 📍 155 South Street, Feilding
- ☎ 021 944 968
- 🌐 [www.rainbowcorner.co.nz](http://www.rainbowcorner.co.nz)



# KINDERGARTENS & PLAYCENTRES

## Feilding

### COUNTRY KINDY

- 📍 1 Te Arakura Road, Feilding
- ☎ 06 323 2032
- 🌐 [www.countrykindy.co.nz](http://www.countrykindy.co.nz)

### EDEN CHRISTIAN KINDERGARTEN

- 📍 114 Derby Street, Feilding
- ☎ 06 323 8057
- 🌐 [www.edenkindy.co.nz](http://www.edenkindy.co.nz)

### FEILDING KINDERGARTEN

- 📍 10 Montgomery Street, Feilding
- ☎ 06 323 7483
- 🌐 [www.ruakind.org.nz](http://www.ruakind.org.nz)

### FEILDING PLAYCENTRE

- 📍 254A Kimbolton Road, Feilding
- ☎ 06 323 6100
- 🌐 [www.feildingplaycentre.org.nz](http://www.feildingplaycentre.org.nz)

### MAKINO KINDERGARTEN

- 📍 58 Lethbridge Street, Feilding
- ☎ 06 323 4633
- 🌐 [www.ruakind.org.nz](http://www.ruakind.org.nz)

### MANCHESTER KINDERGARTEN

- 📍 111A Warwick Street, Feilding
- ☎ 06 323 4106
- 🌐 [www.ruakind.org.nz](http://www.ruakind.org.nz)

### TE KŌHANGA REO O HĀPAITIA

- 📍 23 Owen Street, Feilding
- ☎ 06 323 8037

## Halcombe

### HALCOMBE PLAYCENTRE

- 📍 77 Willoughby Street, Halcombe
- ☎ 06 328 8693
- 🌐 [www.playcentre.org.nz](http://www.playcentre.org.nz)

## Kimbolton

### KIMBOLTON EARLY LEARNING CENTRE

- 📍 4 Lind Street, Kimbolton
- ☎ 06 280 3212
- 🌐 [www.ruakind.org.nz](http://www.ruakind.org.nz)

## Kiwitea

### KIWITEA COMMUNITY PLAYGROUP

- 📍 7 Perry Line, Kiwitea
- ☎ 027 898 2190

## Pohangina

### AWAHOU PLAYGROUP

- 📍 Pohangina Valley East Road
- ☎ 021 271 2954

## Rangiwahia

### RANGIWAHIA PLAYGROUP

- 📍 Rangiwahia Road, Rangiwahia
- ☎ 06 328 2818

## Rongotea

### TE KAWAU PLAYCENTRE

- 📍 16 Medway Street, Rongotea
- ☎ 06 324 8246
- 🌐 [www.playcentre.org.nz](http://www.playcentre.org.nz)

## Waituna West

### WAITUNA WEST PLAYCENTRE

- 📍 Waituna Valley Road, Waituna West
- ☎ 06 328 6805
- 🌐 [www.playcentre.org.nz](http://www.playcentre.org.nz)





## PRIMARY & INTERMEDIATE SCHOOLS

### Apiti

#### APITI SCHOOL

- 📍 11 Bryce Street, Apiti
- ☎ 06 328 4884
- 🌐 [www.apitischool.weebly.com](http://www.apitischool.weebly.com)

### Colyton

#### COLYTON SCHOOL

- 📍 421 Colyton Road, Colyton
- ☎ 06 328 7877
- 🌐 [www.colyton.school.nz](http://www.colyton.school.nz)

### Feilding

#### FEILDING INTERMEDIATE

- 📍 95 East Street, Feilding
- ☎ 06 323 6528
- 🌐 [www.feildingintermediate.school.nz](http://www.feildingintermediate.school.nz)

#### LYTTON STREET SCHOOL

- 📍 Lytton Street, Feilding
- ☎ 06 323 6687
- 🌐 [www.lyttonstreet.school.nz](http://www.lyttonstreet.school.nz)

#### MANCHESTER STREET SCHOOL

- 📍 160 Manchester Street, Feilding
- ☎ 06 323 6175
- 🌐 [www.manchesterstreet.school.nz](http://www.manchesterstreet.school.nz)

#### NORTH STREET SCHOOL

- 📍 52 North Street, Feilding
- ☎ 06 323 6695
- 🌐 [www.northstreet.school.nz](http://www.northstreet.school.nz)

#### SAINT JOSEPH'S SCHOOL

- 📍 60 Derby Street, Feilding
- ☎ 06 323 4766
- 🌐 [www.stjosephsfeilding.school.nz](http://www.stjosephsfeilding.school.nz)

#### TAONU I SCHOOL

- 📍 170 Waughs Road, Feilding
- ☎ 06 323 4604
- 🌐 [www.taonui.school.nz](http://www.taonui.school.nz)



### Glen Oroua

#### GLEN OROUA PRIMARY SCHOOL

- 📍 Sanson Road, Glen Oroua
- ☎ 06 329 7859
- 🌐 [www.glenoroua.school.nz](http://www.glenoroua.school.nz)

### Halcombe

#### HALCOMBE PRIMARY SCHOOL

- 📍 30 Monteith Street, Halcombe
- ☎ 06 328 8845
- 🌐 [www.halcombe.school.nz](http://www.halcombe.school.nz)

### Himatangi

## OROUA DOWNS PRIMARY SCHOOL

- 📍 State Highway 1  
Himatangi
- ☎ 06 329 9730
- 🌐 [www.orouadowns.school.nz](http://www.orouadowns.school.nz)

### Hiwinui

## HIWINUI SCHOOL

- 📍 Watershed Road, Hiwinui
- ☎ 06 326 8078
- 🌐 [www.hiwinui.school.nz](http://www.hiwinui.school.nz)

### Kimbolton

## KIMBOLTON SCHOOL

- 📍 4 Henderson Street  
Kimbolton
- ☎ 06 328 5880
- 🌐 [www.kimbolton.school.nz](http://www.kimbolton.school.nz)

### Kiwitea

## KIWITEA SCHOOL

- 📍 7 Perry Line, Kiwitea
- ☎ 06 328 9744
- 🌐 [www.kiwitea.school.nz](http://www.kiwitea.school.nz)

### Mount Biggs

## MOUNT BIGGS SCHOOL

- 📍 707 Sandon Road  
Mount Biggs
- ☎ 06 329 3646
- 🌐 [www.mountbiggs.school.nz](http://www.mountbiggs.school.nz)

### Pohangina

## AWAHOU SCHOOL

- 📍 518 Pohangina Valley East  
Road, Pohangina Valley
- ☎ 06 329 4844
- 🌐 [www.awahou.school.nz](http://www.awahou.school.nz)

### Rongotea

## KOPANE SCHOOL

- 📍 Rongotea Road, Rongotea
- ☎ 06 324 8717
- 🌐 [www.kopane.school.nz](http://www.kopane.school.nz)

## RONGOTEA PRIMARY SCHOOL

- 📍 4865 Tyne Street, Rongotea
- ☎ 06 324 8614
- 🌐 [www.rongotea.school.nz](http://www.rongotea.school.nz)



### Sanson

## SANSON SCHOOL

- 📍 State Highway 1, Sanson
- ☎ 06 329 3768
- 🌐 [www.sanson.school.nz](http://www.sanson.school.nz)

### Tangimoana

## TANGIMOANA SCHOOL

- 📍 19 Punga Street, Tangimoana
- ☎ 06 324 8465
- 🌐 [www.tangimoanaschool.weebly.com](http://www.tangimoanaschool.weebly.com)

### Waituna West

## WAITUNA WEST SCHOOL

- 📍 50 Waituna Tapuae Road,  
Waituna West
- ☎ 06 328 6805
- 🌐 [www.waitunawest.school.nz](http://www.waitunawest.school.nz)



## SECONDARY SCHOOLS

### FEILDING HIGH SCHOOL

- 📍 1 Churcher Street,  
Feilding
- ☎ 06 323 4029
- 🌐 [www.feildinghigh.school.nz](http://www.feildinghigh.school.nz)

### HATO PAORA COLLEGE

- 📍 1314 Kimbolton Road,  
Cheltenham
- ☎ 06 328 9731
- 🌐 [www.hatopaora.school.nz](http://www.hatopaora.school.nz)

# HEALTH CARE



UNDERSTANDING THE HEALTHCARE AVAILABLE WITHIN OUR REGION IS A VITAL PART OF SETTLING IN AND MOVING TO A NEW AREA.

Healthcare organisations are throughout the Palmerston North City and Manawatū Region. Our many medical centres are well qualified for dealing with both medical emergencies and long term care. The MidCentral District Health Board oversees all healthcare within the Region.

## HOSPITALS

For all emergencies  
please call 111

### PALMERSTON NORTH HOSPITAL (Emergency care)

📍 50 Ruahine Street,  
Palmerston North  
☎ 06 356 9169

## MEDICAL CENTRES

### FEILDING HEALTH CARE

📍 7 Duke Street, Feilding  
☎ 06 323 9696  
🌐 [www.feildinghealthcare.nz](http://www.feildinghealthcare.nz)

#### OPENING HOURS:

**Weekdays:** 8am – 8pm  
**Weekends & Public Holidays:**  
9am – 12pm & 6pm – 8pm

Outside of clinic hours, GPs are available on-call for emergencies only until 10pm daily.

### FEILDING MEDLAB CENTRAL

📍 78 Warwick Street  
Feilding  
☎ 06 323 4266



## DENTAL CARE

### FEILDING DENTAL CENTRE

📍 112 Fergusson Street, Feilding  
☎ 06 323 4305  
🌐 [www.supasmiles.com](http://www.supasmiles.com)

### MANAWATŪ DENTAL GROUP

📍 69 Stafford Street, Feilding  
☎ 06 323 4199  
🌐 [www.mdg.net.nz](http://www.mdg.net.nz)

---

## CHIROPRACTOR

### QUANTUM CHIROPRACTIC

📍 172 Kimbolton Road, Feilding  
☎ 06 5323 9494  
🌐 [www.quantumchiro.co.nz](http://www.quantumchiro.co.nz)

---

## PHARMACIES

### FEILDING HEALTH PHARMACY

📍 7 Duke Street, Feilding  
☎ 06 560 1026

### CENTRAL HEALTH PHARMACY

📍 45 Kimbolton Road, Feilding  
☎ 06 323 5023

## PHYSIOTHERAPISTS

### ACTIVE+ PHYSIO

📍 18 Gladstone Street, Feilding  
☎ 06 357 1705  
🌐 [www.activeplus.co.nz](http://www.activeplus.co.nz)

### WELD STREET PHYSIOTHERAPY LTD

📍 43 Weld Street, Feilding  
☎ 06 323 4932  
🌐 [www.weldstreetphysiotherapy.co.nz/](http://www.weldstreetphysiotherapy.co.nz/)

## DISABILITY SERVICES

Being part of a community that supports and cares for its disabled members can greatly improve quality of life. Palmerston North and Manawatū provide an outstanding range of facilities and services to support people living with physical and intellectual disabilities.

**CCS DISABILITY ACTION** – CCS Disability Action focuses on supporting people with disabilities be “in the driver’s seat of their life”, offering a range of services and assistance that support the individual’s lifestyle and help them connect with the community.

☎ 06 357 2119 ✉ [Manawatū@ccsdisabilityaction.org.nz](mailto:Manawatū@ccsdisabilityaction.org.nz)

**IHC** – IHC is New Zealand’s largest provider of services to people with intellectual disabilities and their families. They provide a range of services, including advocacy, volunteering and fundraising. IHC is a membership-based organisation. Within the Manawatū there is a local branch of their IDEA Services, which offers assistance with accommodation, living and work support services, and caregivers.

☎ 06 350 9372 ✉ [Manawatū@idea.org.nz](mailto:Manawatū@idea.org.nz)

**MASH TRUST** – MASH Trust provides support services for people with intellectual or physical disabilities, as well as those with mental health, alcohol or addiction issues. This support occurs either through their residential housing, as in-home services or through their community initiatives, such as the Living Plus programme for the intellectually disabled or their supported employment opportunities programme Workmates.

☎ 06 355 7200 ✉ [www.masstrust.org.nz](http://www.masstrust.org.nz)

**DISABLED PERSONS ASSEMBLY** – The Disabled Persons Assembly is a not-for-profit organisation that represents people with disabilities and acts to advocate on their behalf. The organisation supports people with all types of disabilities, as well as their families and other disability organisations.

☎ 06 357 9877 ✉ [dpapn@extra.co.nz](mailto:dpapn@extra.co.nz)

There are also a variety of private organisations and business that offer aid, products, equipment, caregiving assistance and transport options within our region, as well as a number of unique support groups for individual disabilities. [www.feilding.co.nz](http://www.feilding.co.nz) for more information.





