




Waste Management & Minimisation Plan

2022-2028

www.mdc.govt.nz

Contents

Section One - Setting the Scene	4
Introduction	4
Purpose of the Plan	4
Contents of the Plan	5
Review Cycle	5
Policies, Plans and Regulations	5
Summary of Policies, Plans and Legislation that Influence the WMMP	5
Section Two - Current Waste Situation	6
Waste in the Manawatū District	6
Future Demand	9
How Well Are We Performing	10
Key Issues Derived from the Waste Assessment	12
Strategic Direction	13
Vision and Goals	13
Objectives and Targets	13
Councils Intended Role	13
Funding the Plan	14
Possible Funding Sources for WMMP Actions	14
Grants and Advances of Monies	15
Waste Levy Expenditure	15
The Action Plan	16
Monitoring, Evaluation and Reporting	20
Supporting Information	20
Glossary	21



Section One – Setting the Scene

Introduction

The Manawatū District Council Waste Management and Minimisation Plan (WMMP) has been prepared by Council in accordance with the Waste Minimisation Act (WMA) 2008. This WMMP and associated Waste Assessment covers solid waste generated in the Manawatū District that is the responsibility of Manawatū District Council (MDC) to manage and minimise. The Waste Assessment also contains estimates of waste generated by the district overall, including waste not within Council's management.

Purpose of the Plan

Council has a statutory obligation under the WMA 2008 to promote effective and efficient waste management and minimisation within our district. Council also have obligations under the Health Act 1956 to ensure that our waste management system adequately protects public health. In order to achieve this, we adopt a WMMP.

This WMMP sets out Council's strategic priorities for managing and minimising solid waste in the Manawatū District. The WMMP should support and align with other strategies and plans applicable in our district such as:

- 10 Year Plan 2021-31
- Manawatū District Plan
- Solid Waste Bylaw
- Economic Development Strategy
- Infrastructure Strategy
- Horizons Regional Council One Plan
- New Zealand Waste Strategy.

The WMMP needs to demonstrate consideration of waste management and minimisation methods in a way that is consistent with the waste hierarchy. The waste hierarchy prioritises methods that prevent waste over disposal in the following order:

Figure 1: The Waste Hierarchy



Contents of the Plan

The WMMP must meet the requirements set out in Section 44 of the WMA 2008. Council must:

- Prioritise the Waste Hierarchy when planning how to manage and minimise waste;
- Ensure the collection, transportation and disposal of waste does not, or is not likely to, cause nuisance;
- Have regard to the New Zealand Waste Strategy and other Central Government policies;
- Have regard to the waste assessment that Council completed in 2022.

The WMA 2008 also requires that Council follow the special consultative procedure set out in Section 83 of the Local Government Act 2002. A Statement of Proposal was prepared alongside the draft WMMP to enable effective consultation with the Manawatū District community.

Review Cycle

MDC adopted its first WMMP in 2010, and the latest plan was adopted in 2017. Council is obliged to review its WMPP at least every six years.

The current WMMP plans for 2022-2028, however it is anticipated that the plan will need to be reviewed sooner than the six year timeframe due to the upcoming review of the WMA 2008 and the Litter Act 1979 to better support the delivery of a refreshed New Zealand Waste Strategy.

Consultation Process

The draft Waste Management and Minimisation Plan 2022 – 2028 was adopted by Council for public consultation on 7 April 2022.

During the public consultation period, between 8 April and 9 May 2022, Council received a total of 93 submissions. Four submitters spoke to Elected Members at the Council meeting on 19 May 2022. Council followed the Special Consultative Procedure required by the WMA 2008 when consulting on the draft WMMP.

Policies, Plans and Regulations

Summary of Policies, Plans and Legislation that Influence the WMMP

Table 1 below provides a summary of the policies, plans and legislation that impact Council's WMMP and Solid Waste Activity. A description of each of these guiding documents is included within the Waste Assessment 2022.

Table 1: Policies, Plans and Legislation that Impact Council's WMMP and Solid Waste Activity

National	Regional	Local
New Zealand Waste Strategy 2010 ●	Horizons Regional Council One Plan	MDC 10 Year Plan 2021-31
Waste Minimisation Act 2008 ●		Manawatū District Plan
Health Act 1956		MDC Solid Waste Bylaw 2019
Local Government Act 2002		MDC Infrastructure Strategy
Resource Management Act 1991 ●		
Litter Act 1979 ●		
Te Tiriti o Waitangi		

Key: ● Under Review

Section Two – Current Waste Situation

The Waste Assessment 2022 provides a full assessment of the current waste situation in the Manawatū District based on the tonnages collected and managed via the Council's Solid Waste Activity, and estimates of waste generated by the district overall. The information below is a summary of the findings within the Waste Assessment.

Waste in the Manawatū District

District Waste Quantity Estimates and Composition

This section contains estimates of the current output of waste across the District in urban and rural areas, including waste not managed by Council. Under this section we have drawn on research from other Councils in NZ to help us make assumptions on our waste situation.

Urban Waste Yearly Estimates

Urban residents in Feilding have access to kerbside collections on a weekly basis for rubbish, and fortnightly for recycling. Rubbish is collected in blue bags which are available for purchase across the Manawatū District and Palmerston North City. The blue bag service is funded by a mix of user pays and rates funding through the Uniform Annual General Charge. Recycling is collected in 240L wheelie bins for co-mingled materials (paper, cardboard, cans) and in a black crate for glass.

The Waste Assessment 2022 provides a waste composition assessment for the urban (Feilding) waste stream, demonstrated in Table 2 below. Our urban waste estimates have been prepared based on data collected from the Feilding Transfer Station (now the Manawatū Resource Recovery Centre), from the Palmerston North City Council Waste Assessment 2018, and completion of a pro-rata calculation to project this to the Feilding population.

In interpretation of urban (Feilding) waste stream estimates, it is clear that the organic composition is significantly larger in proportion to other waste streams. Potentially recyclable material (e.g. paper, plastic and glass) are also quite predominant in urban waste streams.

Table 2: Estimated Total Urban Domestic Waste Data – Sorted by Highest to Lowest Quantity

Yearly Urban Waste (Summarised)	
Waste Type	Quantity (T)
Organics	2111
Plastics	677
Paper	651
Nappies & Sanitary	389
Textiles	237
Glass	155
Ferrous Metals	124
Non Ferrous Metals	89
Rubble & Concrete	89
Timber	86
Potentially Hazardous	39
Rubber	30
Total	4676



Rural Domestic Waste Yearly Estimates

In the rural area, some residents have access to kerbside pickup for rubbish. Others who do not receive a kerbside service are able to utilise rural drop off points that are located less than 10km away from every resident in the district.

Currently, rural residents do not receive kerbside recycling services. Instead, there are Mobile Recycling Centres (MRCs) located in most rural villages in the district, where residents can drop off their recycling.

Our rural domestic waste estimates have been prepared based on data collected from the Feilding Transfer Station (now the Manawatū Resource Recovery Centre), from the Palmerston North City Council Waste Assessment 2018, and completion of a pro-rata calculation to project this to Manawatū District rural and village household numbers.

The number of rural domestic households has been derived from the total number of rural households in the District, less the number of farms. A farm waste assessment has been completed separately.

As rural domestic waste estimates have been prepared using the same assumptions as our urban waste estimates, we can see a corresponding high quantity of organics and potentially recyclable materials in the waste stream.

Table 3: Estimated Total Rural Domestic Waste Data – Sorted by Highest to Lowest Quantity

Yearly Rural Domestic Waste (Summarised)	
Waste Type	Quantity (T)
Organics	946
Plastics	303
Paper	292
Nappies & Sanitary	174
Textiles	106
Glass	69
Ferrous Metals	56
Non Ferrous Metals	40
Rubble & Concrete	40
Timber	38
Potentially Hazardous	17
Rubber	14
Total	2096

Rural Farm Waste Yearly Estimates


Rural farm waste estimates were derived from a 2014 study undertaken by the Regional Councils of Waikato and Bay of Plenty who measured waste volumes generated on different farms types (i.e. sheep and beef, dairy). This study reviewed the waste being collected on farms which is most often disposed of on-site.

This data was then projected to the farm types and numbers in the Manawatū District community. Farm type data in the Manawatū was derived from Statistics New Zealand 2019. Farm waste data also includes provision for domestic waste generated on farm.

The estimates below show a large composition of organic waste, which in the farming context are made up of animal wastes (excluding slinky and bobby calf counts) and bedding material. There is also a high content of timber within farm waste due to the range of agricultural activities that utilise this material (i.e. fencing and building maintenance). Plastics in the farming context often include containers, drums, silage wrap, netting, mulch film and crop cover. These materials are often burnt or buried on farm.

Table 4: Estimated Total Rural Farm Waste Data – Sorted by Highest to Lowest Quantity

Rural Farm Waste (Summarised)	
Waste Type	Quantity (T)
Organics	7258
Plastics	6801
Timber	5382
Ferrous Metals	1707
Household Domestic	971
Rubble and Concrete	417
Potentially Hazardous	301
Rubber	66
Paper	39
Textiles	18
Glass	0.219
Total	16843



Smart Environmental Data 2015 – 2020

Smart Environmental is Council’s provider of all Solid Waste and Recycling collection services. As part of delivery of these services, Smart Environmental provide Council with regular data reporting. It is important to note that Council does not manage all of the District’s waste, and that waste managed by private enterprise is not reflected in Smart Environmental data.

The table below demonstrates the materials collected at the transfer stations in the District in 2020 as reported by Smart Environmental. This data demonstrates that the majority of recyclable materials collected at transfer stations have an export destination. This is optimal as it reduces the waste that ends up being sent to the landfill. However, the data also tell us that the majority of materials collected at transfer stations still end up in landfill (Waste to Landfill and MRF Waste).

Table 5: Materials Collected at Transfer Stations in the District

Materials from Transfer Station and Resource Recovery Centre		
Materials	Tonnes per year (2020)	Reuse Destination
MRF-Paper	655	Exported
Plastics - Plastics sold - Plastics milk - Plastics clear - Plastics Mixed 1-7	39	Exported
MRF Waste	92	Recyclables that cannot be processed as recycling- sent to Bonny Glen landfill
Green Waste	560	Composting initiatives
Glass	1553	Exported
- Metal - Aluminium cans -Lead batteries -Tyres -E-Waste	560	Exported
Waste to landfill - Blue bags - Public drop-off - Commercial waste	6602	Bonny Glen Landfill

Future Demand

Factors that may impact future demand for waste services include:

- Population increase;
- Rural land use projections;
- Changes in lifestyle and consumption;
- Changes in Central Government Policy and Legislation.

Further analysis of future demand is included within the Waste Assessment 2022, which is available to view on Council’s website.

How Well Are We Performing?

Council implemented one of two initiatives from the WMMP 2016. Introducing two new MRC's into Halcombe and Apiti has increased the quantity of recycling collected from these areas. The off farm waste disposal initiative from the WMMP 2016 was explored, but further work is required on implementation planning involving the private Agri-Waste industry.

Within the Waste Assessment 2022, Council has compared the performance of its Solid Waste Activity with other Councils in NZ, namely South Taranaki District Council, and Whanganui District Council.

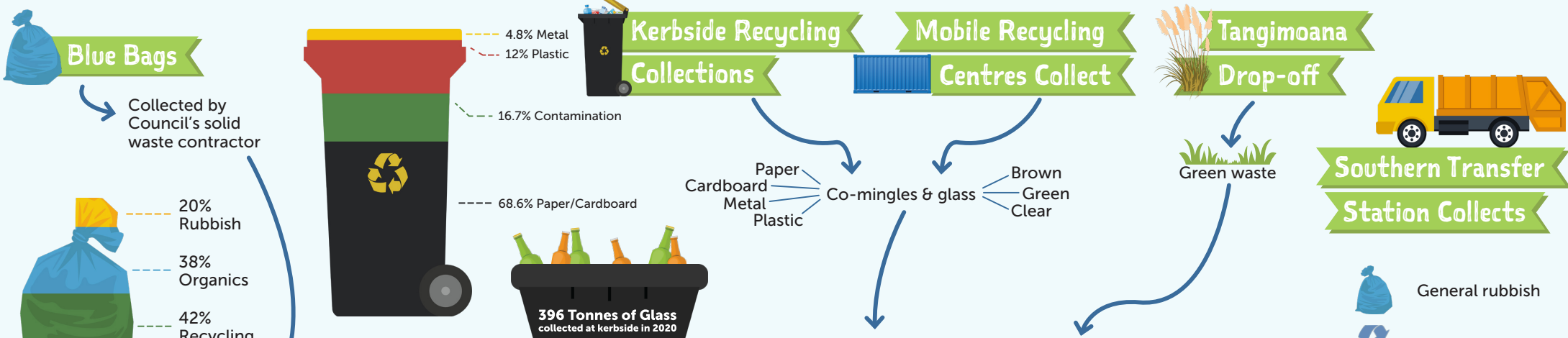
Performance data measured against South Taranaki District Council shows that MDC are not collecting as much rubbish and recyclable material. The difference is likely due to the frequency and range of the services provided in South Taranaki. South Taranaki also provide a voluntary user pays collection service for green waste and organics, and are therefore performing higher than MDC.

Comparison with Whanganui District shows the difference between a local authority providing a service (MDC) and leaving service delivery to the private sector (Whanganui). Whanganui District Council provides 10% of waste collection services by volume, and the remainder is left to private waste collection companies.

The Manawatū district now benefits from the brand new Manawatū Resource Recovery Centre where the community can drop off rubbish and recycling, as well as other materials that should not go into general rubbish, such as batteries and E-Waste.

The image on the next page shows all of the waste streams that Council has responsibility for managing, and where they end up. You will notice that all of the Council managed waste streams are processed through the Manawatū Resource Recovery Centre at some point in their lifecycle.





Manawatu Resource Recovery Centre Collects

- General rubbish
- Recycling
- Green waste
- E-waste
- Tyres
- Hazardous waste
- Paint
- Fluorescent bulbs



MANAWATŪ RESOURCE RECOVERY CENTRE

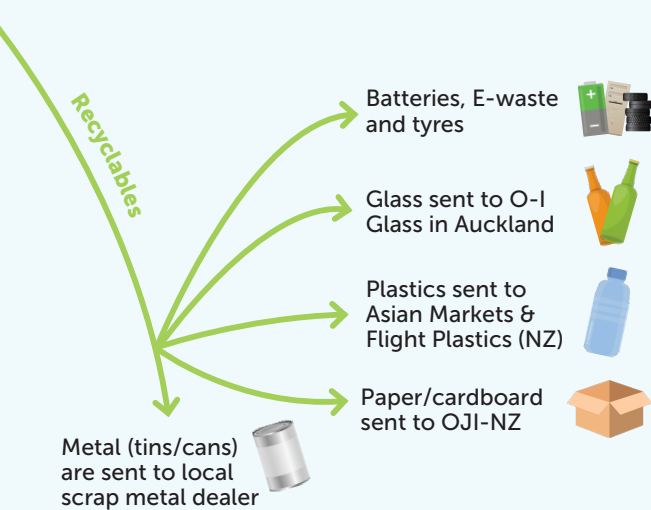


Received 6694 Tonnes in 2020

All General Rubbish
Landfill

Green Waste
Transported to the Manawatu Wastewater Treatment Plant for mulching

560 Tonnes of Green Waste in 2020



Total sent for reuse in 2020 = 2807 Tonnes

Key Issues Derived from the Waste Assessment

The 2022 Waste Assessment provided Council with a better understanding of the waste generated in the Manawātū District. It also highlighted where Council has room for improvement, and where key issues exist. Council notes that:

- Organic waste (food and green waste) was the largest contributor to waste streams in the urban, rural domestic and farm waste estimates. This is important to consider as organic waste can be composted and reused. When it is sent to landfill, it not only takes up storage space, but also contributes significantly to methane gas release.
- Waste composition estimates for the district show a high quantity of recyclable materials like plastic and paper. These materials can be recycled and reused instead of taking up valuable space in the landfill.
- Council needs to ensure measures are put in place to mitigate the effects of the six priority products identified by Central Government: plastic packaging, tyres, electrical and electronic products, agrichemicals and their containers, refrigerants, and farm plastics.
- Only one out of two initiatives were implemented from the 2016 WMMP. Council needs to ensure there are sufficient implementation resources to support any new initiatives resulting from the 2022 WMMP.
- A large number of single use Personal Protective Equipment products are ending up in the landfill due to COVID-19. New Zealand Lockdown Level 4 also meant that recyclables were sent to landfill due to Health and Safety of collection officers. Although these matters are unavoidable, they were noted through the Waste Assessment.
- Although managed through the Solid Waste Bylaw 2019, fly tipping is still an ongoing issue in the Manawātū District.
- Climate Change is becoming an increasingly important issue globally and in Central Government Strategy, Policy and Legislation.
- Engagement and communication between Council and the community can bring further improvements in waste issues through understanding, awareness, and changed behaviours.



Strategic Direction

Vision and Goals



Objectives and Targets

The objectives and targets for Council’s Solid Waste Activity are set out in the 10 Year Plan 2021-31. Council will review the Objectives and Targets set out below in the next 10 Year Plan in response to the direction set by the WMMP.

Level of Service 1	Provision of convenient rubbish and recycling services for rural and villages residents
Measure 1	% of rural residents who have a Council refuse bag drop-off point close to their homes
Measure 2	Mobile Recycling Centres are conveniently located within all identified villages within 5 km of village centre
Level of Service 2	Provision of waste education programmes to encourage recycling
Measure 1	Funding provided for waste education programmes that promote reduce and reuse
Level of Service 3	Provision of effective waste services
Measure 1	The number of complaints received by Council about the performance of its solid waste services (expressed as number of complaints per 1000 households)* *excludes complaints that do not relate to the service council provides

Councils Intended Role

Councils intended role is to support, facilitate and lead a range of activities and interventions in order to minimise and manage waste within the Manawatū District. In this role, Council will comply with all applicable statutory obligations.

Council will continue its role in education and communication with the community on waste management and minimisation. We will also continue to deliver Solid Waste services to the community through our contracted service provider. The feasibility of investment in additional infrastructure to better manage and minimise waste will also continue to be explored by Council in partnership with the community.

Funding the Plan

Section 43 (2) of the WMA requires Council to include information about the funding sources required to implement this plan, as well as information about any grants made and expenditure of the Waste Levy Fund.

Possible Funding Sources for WMMP Actions

This section outlines the funding options available to Council for funding the actions of the WMMP. The proposed sources of funding for each specific action is included within the 'Action Plan' section of this WMMP.

Waste Disposal Levy

The waste disposal levy was introduced under the WMA 2008, and currently sits at \$20 per tonne for all Class 1 landfills. The purpose of the levy is to create revenue to promote waste minimisation as well as recognising that disposal to landfill negatively effects not only the environment, but also society and the economy. On an individual basis, the levy encourages people to take responsibility for the waste they produce and to find effective ways of encouraging the make, use, return principles.

Half of the total waste levy generated goes to Councils, of which MDC receives a portion. MDC then uses funds to help promote waste minimisation in the District. The other half of the levy goes towards the Waste Minimisation Fund.

Waste Minimisation Fund

This fund receives half of the total waste disposal levy and goes towards supporting different projects nationwide that support the reuse, reduce and recycle principles.

MDC traditionally utilises the funds to support educational programmes in the District. An accumulated surplus has been recently used for the delivery of the new Manawatū Resource Recovery Centre.

MDC do not currently spend all of the funding received, so there is considerable scope to extend the range of waste minimisation activities that Council undertake that can be fully or partially funded by this fund. Details of planned use is included within the 'Action Plan' section of this WMMP.

Rates

Rates are a crucial funding stream in order to deliver the most effective and efficient waste management and minimisation services and infrastructure. Uniform Annual General Charges (UAGC) are paid by all rate payers to support services such as the MRC's and Transfer Stations. Targeted rates are specifically for members of the community who have access to services that others do not, e.g. kerbside refuse collection.

User Pays

The user pays for the cost of the service directly, e.g. gate charges at the Manawatū Resource Recovery Centre.

Private Sector Funding

Council may look to partner with private service providers where this may assist in achieving waste management and minimisation goals.



Grants and Advances of Monies

Councils have the ability under the WMA (s47) to provide grants and advances of money to any person, organisation or group for the purposes of promoting or achieving waste management and minimisation, as long as this is authorised by the WMMP.

The Action Plan within this WMMP includes the development of an application process for businesses, community groups and organisations who wish to access Waste Levy funding via Council to support waste management and minimisation projects.


Waste Levy Expenditure

The WMA 2008 requires that all waste levy funding received by Council must be spent on matters to promote waste minimisation in accordance with their WMMP.

Waste levy funds can be spent on ongoing waste minimisation services, new services, or an expansion of existing services. The funding can be used on education and communication, services, policy research and reporting, to provide grants, to support contract costs, or as infrastructure capital.

The District will receive, based on population, its share of national waste levy funds from the Ministry for the Environment. It is estimated that the Council's share of waste levy funding will be approximately \$110,000 per year. In addition, the Council may make applications for contestable waste levy funds from the Waste Minimisation Fund either separately or with another Council or party.

The Council intends to use its waste levy funding for a range of waste minimisation activities and services as set out in the action plan.



The Action Plan

Council will progress with a number of actions to support the vision and goals identified within this WMMP, including three new kerbside collection services. Many of the initiatives outlined within the Action Plan below are things Council is already doing, actions that are at minimal cost for Council to undertake, or opportunities that Council intends to further explore.

Alongside each action is the planned funding source, and how much waste levy funding will be used for each initiative that promotes waste minimisation.

Initiative	Description	Funding Source	Implementation Timeframe	Waste Levy Spending Plan					
				July 2022 – June 2023	July 2023 – June 2024	July 2024 – June 2025	July 2025 – June 2026	July 2026 – June 2027	July 2027 – June 2028
Kerbside MGB	<p>Provide all kerbside refuse customers in Feilding and the villages of Rongotea, Sanson, Halcombe and Himatangi Beach with a 240L fortnightly collected mobile garbage bin.</p> <p>Providing Mobile Garbage Bins (wheelie bins) for refuse collection will improve health and safety for collection officers, and will also help to minimise the accumulation of rubbish on properties that have access to the service.</p>	Rates	Year 1 of 10 Year Plan 2024 - 2034	0	0	0	0	0	0
Food Waste Collection	<p>Weekly collection of a food waste bin to Feilding and village kerbside refuse collection customers in villages of Rongotea, Sanson, Halcombe and Himatangi Beach.</p> <p>Council will provide those eligible for the service with a 6L benchtop caddy and a 23L kerbside collection bin.</p> <p>Kerbside collection of food waste will create a significant reduction in the organic tonnage of waste to landfill, and will help to address a major issue found in the Manawatū District Waste Assessment 2022. Circular opportunities for the food waste collected exist in commercial or Wastewater Treatment Plant composting.</p> <p>In March 2022, Central Government announced a 'Transforming Recycling' proposal, which if implemented would require Council's to introduce kerbside organic waste collection by 2029 at the latest.</p>	Rates Waste Levy Funding	Year 1 of 10 Year Plan 2024 - 2034	0	\$270,000	\$90,000	\$90,000	\$90,000	\$90,000
Dedicated food waste collection at Manawatū Resource Recovery Centre	Explore and Implement a dedicated food waste collection at Manawatū Resource Recovery Centre at lower cost than general rubbish disposal.	Waste Levy Funding User Pays (gate charges)	Explore in 2022-23 Implement July 2024 onwards	0	0	\$20,000	\$20,000	\$20,000	\$20,000

Initiative	Description	Funding Source	Implementation Timeframe	Waste Levy Spending Plan					
				July 2022 – June 2023	July 2023 – June 2024	July 2024 – June 2025	July 2025 – June 2026	July 2026 – June 2027	July 2027 – June 2028
Kerbside recycling to Rongotea, Sanson, Halcombe and Himatangi Beach	<p>Kerbside recycling service (240L recycling bin and black crate glass collection) extended to existing kerbside rubbish customers in the villages of Rongotea, Sanson, Halcombe and Himatangi Beach.</p> <p>Introducing kerbside recycling to these communities supports circular economy principles, and Council would expect to see a reduction in recyclable materials making it to landfill from these areas.</p>	Rates Waste Levy Funding	Year 1 of 10 Year Plan 2024 - 2034	0	\$120,000	\$55,000	\$55,000	\$55,000	\$55,000
Installation of bin clips to existing kerbside recycling bins	<p>Provision of bin clips to existing kerbside recycling bins in Feilding.</p> <p>Bin clips helps to ensure the environment is not adversely affected should recycling bins be tipped over by wind. They also improve road safety issues should recyclable waste make it onto the road.</p>	Waste Levy Funding	2023-2024	\$47,000	0	0	0	0	0
Explore the collection of commercial food waste & recycling from Feilding	<p>If modelled from the PNCC Commercial Waste Service, the service would be an opt-in, user pays, choice of frequency collection of comingled recycling, glass and food waste from Feilding business zones.</p> <p>This would take a proportion of waste produced by the commercial sector out of the landfill.</p> <p>The targeted nature of this initiative means it may be a cost effective option to help minimise waste to landfill from the Feilding commercial sector.</p>	Waste Levy Funding (Planning & Research)	Explore in 2022 – 2023	\$5,000	0	0	0	0	0
Partner with private industry on community collection events for farm waste	<p>Farm waste collection events would help to recover farm plastics and agrichemicals which have been listed classed as priority products, and may help to reduce burying and burning waste on farms. Holding events is anticipated to increase the scale of collection.</p> <p>The partnership between Council and private industry on these events would help to advertise the availability of existing circular farm waste opportunities in the district.</p>	Waste Levy Funding Private Sector Funding	Life of the WMMP	\$5,000	\$20,000	\$20,000	\$20,000	\$20,000	\$20,000
Create application process for the allocation of Waste Levy funding for the community or waste management assistance	<p>Councils have the ability under the WMA (s47) to provide grants and advances of money to any person, organisation or group for the purposes of promoting or achieving waste management and minimisation, as long as this is authorised by the WMMP.</p> <p>An application process creates an opportunity for Council to promote and support waste management and minimisation within the community. It also encourages innovation & partnership by individuals, community groups & organisations.</p> <p>Many other Councils in NZ already offer this type of application process for funding.</p> <p>Council currently provides funding to Para Kore, Enviroschools and Zero Waste Schools Education. Going forward, these organisations would be allocated funding through this application process.</p>	Waste Levy Funding	2023-2024	\$50,000	\$50,000	\$50,000	\$50,000	\$50,000	\$50,000

Initiative	Description	Funding Source	Implementation Timeframe	Waste Levy Spending Plan					
				July 2022 – June 2023	July 2023 – June 2024	July 2024 – June 2025	July 2025 – June 2026	July 2026 – June 2027	July 2027 – June 2028
Partner with private industry to locate waste reduction facilities at the Council's Resource Recovery Park	Council will to continue to explore and be open to partnership opportunities. Providing a suitable location for private waste reduction facilities will better enable their feasibility and likelihood.	No cost to Council	Life of the WMMP	0	0	0	0	0	0
Promote both Council and private recycling and reuse services in our District	Council-led promotion will help to raise awareness of private sector initiatives with an aim to help reduce waste to landfill.	Waste Levy Funding	Life of the WMMP	\$10,000	\$10,000	\$10,000	\$10,000	\$10,000	\$10,000
Recover material from waste delivered to the Resource Recovery Centre	The Manawatū Resource Recovery Centre is designed to enable recovery of selected materials via a flatform pit. Some staff time by Council's Solid Waste contractor is required to support this initiative.	Waste Levy Funding	Life of the WMMP	\$5,000	\$20,000	\$20,000	\$20,000	\$20,000	\$20,000
Explore opportunities for collection schemes of priority products	Exploring these opportunities will enable Council to support product stewardship initiatives identified by Central Government.	Dependent on initiatives chosen Waste Levy Funding	2023 onwards or when new Waste Minimisation Act is in place.	0	0	\$10,000	\$10,000	\$10,000	\$10,000
Re-review the Solid Waste Bylaw to support the WMMP (as required)	This will improve the consistency between documents and ensure that the bylaw supports the strategic direction of the WMMP. Council currently resources the review of its bylaws through its governance and strategy function.	Rates	As required, or within planned 2029 review.	0	0	0	0	0	0
Increase data collection on waste services and infrastructure	This would include the range of waste data and the frequency of reporting to provide MDC with more up to date monitoring on waste produced, diversion efforts and better progress reporting on the WMMP. Improved data reporting would be built into Council's contract with its Solid Waste provider. Data reporting to Council by private waste providers could also be required through license conditions. This approach is allowed for within Council's Solid Waste Bylaw. It is also likely that Councils will be empowered with better ability to collect waste data by the new Waste Minimisation Act.	Waste Levy Funding	2023 onwards or when new Waste Minimisation Act in place.	\$5,000	\$5,000	\$5,000	\$5,000	\$5,000	\$5,000

Initiative	Description	Funding Source	Implementation Timeframe	Waste Levy Spending Plan					
				July 2022 – June 2023	July 2023 – June 2024	July 2024 – June 2025	July 2025 – June 2026	July 2026 – June 2027	July 2027 – June 2028
Explore and facilitate alternative mechanisms to minimise disposal to landfill	This will help to target specific waste streams, and prevent them from going to the landfill, e.g. extending composting facilities.	Dependent on initiatives chosen Waste Levy Funding	Life of the WMMP	\$5,000	\$5,000	\$5,000	\$5,000	\$5,000	\$5,000
Provide more regular Council led communications in regard to waste management and minimisation	Council can produce more regular communications to the community to help improve issues such as contamination of recycling.	Waste Levy Funding	Life of the WMMP	\$5,000	\$5,000	\$5,000	\$5,000	\$5,000	\$5,000
Maintain existing levels of engagement with key stakeholders, and at the Councils discretion, increase engagement where necessary	Engagement with the community and local iwi is an important part of the democratic process that council is responsible for. Engagement ensures that the community is informed about decisions and policy that may affect them. It also allows for constructive feedback to help council improve their plans before implementation.	Waste Levy Funding	Life of the WMMP	\$5,000	\$5,000	\$5,000	\$5,000	\$5,000	\$5,000
Installation of Weighbridge 2 at the Manawatū Resource Recovery Ūāra	Installation of a second weighbridge at the Manawatū Resource Recovery Ūāra in Ōtūwhiri will result in a dual weighbridge system to enable collection of waste diversion data from the facility. This data will allow Council to gain an insight on waste diversion performance and will assist in the implementation of future Waste Management Plans.	Rates Waste Levy Funding	2023-2024		\$358,080				

Total Waste Levy Spend	\$142,000	\$868,080	\$295,000	\$295,000	\$295,000	\$295,000
-------------------------------	-----------	-----------	-----------	-----------	-----------	-----------

Monitoring, Evaluation and Reporting

The Council's 10YP 2021-31 sets out levels of service, performance measures and performance targets for waste minimisation and provision of solid waste services. Regular reporting is completed through Council's annual reporting process.

This WMMP contains an Action Plan with associated timeframes. Progress on each of these actions and targets will be reported annually to Council.

Supporting Information


The Manawatū District Waste Assessment 2022 can be found on Council's website.



Glossary

Agrichemicals	A chemical used in agriculture, such as a pesticide or fertilizer.
Blue bags	The vessel MDC provides for rubbish collection around the District.
Circular Economy	A circular economy is based on the principles of designing out waste and pollution, keeping products and materials in use, and regenerating natural systems.
Co-mingle	A system which all paper, plastic and metals are mixed into a single collection.
Dispose	Final deposit of waste into or onto land, or incineration.
E-Waste	E-Waste or electronic waste refers to any item with a plug, battery or cord that is no longer working or wanted.
Ferrous Metals	Any metal that is primarily composed of iron and has magnetic properties.
Fly tipping	The practise of leaving waste somewhere illegally.
Food waste	Any food scraps.
Green waste	Waste largely from the garden, including hedge and/or tree clippings and/or lawn clippings.
Hazardous waste	Waste that can cause harm or damage to people or the environment like strong chemicals.
Iwi	Refers to a large group of people descended from a common ancestor and associated with a distinct territory.
Kaitiakitanga	Kaitiakitanga means guardianship and protection. It is a way of managing the environment, based on the te ao Māori world view.
MRF	Materials Recycling Facility
MRC	Mobile Recycling Centre: Converted shipping container located in rural communities for the acceptance of recyclables.
New Zealand Waste Strategy	A document produced by the Ministry for the Environment that sets out the Governments long term priorities for waste management and minimisation.
Non-Ferrous metals	Metals that do not have significant levels of iron.
Organic waste	Plant based material and other bio-degradable material that can be recovered through composting, digestion or other similar processes.
Para Kore	Zero Waste.
Product stewardship	Product stewardship is the responsible management of the environmental impact of a product, including cost. It aims to reduce the impact of manufactured products at all stages of the product life cycle.
Recovery	Process to produce a new substance, product or components that can be used.
Recycle	To process so the material can be used again in the same cycle, including composting.
Refuse	Waste or rubbish that currently has little other management options other than disposal to landfill.

Resource Recovery Centre	A centre designed to sort and process discarded materials using a variety of mechanical and biological technologies.
Reuse	Further use of materials in its existing form.
Rubbish	Waste, that currently has little other management options other than disposal to landfill.
Te Ao Māori	The Māori world.
Tonne	(Metric) one thousand kilograms.
Treatment	Process to ensure no harm to the environment.
Waste	Anything we no longer want.
Waste Hierarchy	Internationally accepted waste reductions in descending order of importance.
WMMP	Waste Management and Minimisation Plan.
WWTP	Wastewater Treatment Plant.
10 Year Plan	Every three years, Councils must adopt a 10 Year Plan to strategically plan and budget for investment in infrastructure and services over the next 10 years.





Manawatū District Council
135 Manchester Street
Private Bag 10001
Feilding 4743

..... P 06 323 0000
..... F 06 323 0822
..... E public@mdc.govt.nz
..... www.mdc.govt.nz